Rivestimenti Speciali

SPECIAL PANELS
PANNEAUX SPECIAUX

TORTEROLO & RE

PORTE BLINDATE

La Sicurezza con il vostro Stile

Safety with your Style

La Sécurité selon votre Style

TORTEROLO & RE

RIVESTIMENTI SPECIALI

SPECIAL PANELS

PANNEAUX SPECIAUX

Una porta blindata è allo stesso tempo linea di confine, ed elemento di congiunzione tra l'universo privato di ciascuno ed il mondo esterno. Per questo, la sua scelta deve soddisfare non solo il desiderio di sicurezza e funzionalità, ma anche di bellezza, classe e stile.

Le porte blindate Torterolo & Re rispondono appieno a tutte queste esigenze: proteggono la nostra privacy e, al contempo, esprimono in bellezza la personalità di ognuno, grazie ad una grande varietà di essenze, finiture e colori. Qualunque sia la richiesta estetica, la risposta è uno dei rivestimenti delle serie Torterolo & Re:

A security door represents a boundary and at the same time a linking element between each one's private universe and the outside world.
For this reason, one's choice should embody not only the desire for safety and functionality, but also for beauty, class and style.

Torterolo & Re's security doors fully meet these requirements, by protecting our privacy and stylishly expressing each one's personality, thanks to a wide range of wood-types, finishes and colourings.
Whatever your choice may be, the solution is one of the wood or aluminium panels offered by the Torterolo & Re series:

Une porte blindée est en même temps la frontière et le point de rencontre entre l'univers privé de chacun et le monde extérieur.
C'est pourquoi son choix doit répondre au besoin de sécurité et de fonctionnalité, mais aussi de beauté, d'élégance et de style.

Les portes blindées Torterolo & Re répondent parfaitement à toutes ces exigences: elles protègent notre univers privé en traduisant en beauté la personnalité de chacun, grâce à une vaste gamme de bois, de finitions et de couleurs.
Quelles que soient vos exigences esthétiques, la réponse est un des panneaux en bois ou en aluminium des séries Torterolo & Re:



LEGNO PANTOGRAFATO:

Serie INSERTI, RIFLESSI, TRAVEL, ROYAL, THEMA, PANTOS, PROIEZIONI ed ANTIQUA.

MILLED WOOD:

INSERTI, RIFLESSI, TRAVEL ROYAL, THEMA, PANTOS, PROIEZIONI, and ANTIQUA Series.

BOIS PANTOGRAPHIE:

Série INSERTI, RIFLESSI, TRAVEL, ROYAL, THEMA, PANTOS, PROIEZIONI, et ANTIQUA.

LEGNO MASSICCIO:

Serie MODERNA, LEGNI & POETI, SCULTURA, ELITE, CLASSICA, BAROCCA, EUROPA e LINEA.

SOLID WOOD:

MODERNA, LEGNI & POETI, SCULTURA, ELITE, CLASSICA, BAROCCA, EUROPA, and LINEA Series.

BOIS MASSIF:

Série MODERNA, LEGNI & POETI, SCULTURA, ELITE, CLASSICA, BAROCCA, EUROPA et LINEA.




ALTRE TIPOLOGIE

SUPERFICIE CERAMICA:
Serie EVOLUZIONE.

LEGNO SAGOMATO:
Serie SINFONIA.

MULTISTRATO CON CORNICI:
Serie COUNTRY.

AGGLOMERATO CON CORNICI:
Serie DOMUS.

MDF IDROFUGO PANTOGRAFATO RIVESTITO IN PVC:
Serie GEO.

ALLUMINIO:
Serie EXTERNA.

OTHER SOLUTIONS

CERAMIC SURFACE:
EVOLUZIONE Series.

SHAPED WOOD:
SINFONIA Series.

MULTILAYER WOOD WITH MOULDINGS:
COUNTRY Series.

AGGLOMERATED WITH MOULDINGS:
DOMUS Series.

MILLED WATERPROOF MDF PANELS COVERED BY PVC:
GEO Series.

ALUMINIUM:
EXTERNA Series.

AUTRES TYPOLOGIES

SURFACE CERAMIQUE:
Série EVOLUZIONE.

BOIS GALBE:
Série SINFONIA.

BOIS STRATIFIE AVEC ENCADREMENTS:
Série COUNTRY.

AGGLOMERE AVEC ENCADREMENTS:
Série DOMUS.

MDF HYDROFUGE PANTOGRAPHIE REVETU EN PVC:
Série GEO.

ALUMINIUM:
Série EXTERNA.

Pannello Estroflessione Legno Massiccio

DESIGN MAURIZIO E DAVIDE RIVA

Struttura del pannello

Il legno è vivo, moderno, dinamico: l'anta è animata da onde che fanno della porta un elemento d'arredo dalla forte personalità, e invitano a sperimentarne con il tatto la superficie.
Il pannello è disponibile in legno massello di noce americano da forestazione rifinito con oli naturali.

Solid Wood Panel Estroflessione

Structure of the panel

Wood can be living, modern, dynamic: this door is formed by waves that change the leaf into a piece of furniture that combines a strong personality with the temptation to touch the surface.
The panel is available in American solid walnut from plantation finished with natural oils.

Panneau Estroflessione Bois Massif

Structure du panneau

Le bois est vivant, moderne, dynamique: le vantail est animé par de vagues qui font de la porte un élément de décoration d'une personnalité très forte, et qui invitent à en essayer au toucher la surface.
Le panneau est disponible en bois massif noyer américain de plantation fini avec des huiles naturelles.

R I V E S T I M E N T I

serie Moderna Legno Massiccio

Struttura del pannello

Le sezioni piane e i leggeri intermezzi metallici interrompono la regolarità delle incisioni orizzontali, conferendo alla naturale classicità del legno massiccio un carattere dinamico. La linea verticale del maniglione è l'ideale complemento del pannello.

Solid Wood Panel Moderna Series

Structure of the panel

Little plain areas and light metallic stripes stop the uniformity due to the horizontal engravings, giving a dynamic aspect to the solid wood classical look. The vertical handle bar fits this panel perfectly well.

Panneau Série Moderna Bois Massif

Structure du panneau

Les coupes plaines et les éléments métalliques insérés interrompent la régularité des gravures horizontales, ce qui ajoute à l'aspect naturellement classique du bois massif un caractère dynamique. La ligne verticale du bâton est le complément idéal du panneau.

NOVA ›	**IROKO** ‹
INSERTO:	INOX
NOVA ›	IROKO ‹
INSERTIONS:	INOX
NOVA ›	IROKO ‹
ELEMENT INSERE:	INOX

serie Moderna Legno Massiccio



POLARIS › ROVERE BIONDO TAGLIO SEGA ‹

POLARIS › "BLOND" OAK SAW CUTTING ‹

POLARIS › CHENE "BLOND" COUPE A SCIE ‹

Struttura del pannello

La magistrale lavorazione a rialzo anima il pannello con una geometria verticale e fa sì che la maniglia scompaia nel rilievo. La forte personalità del legno massiccio è enfatizzata dal taglio a sega e dalla verniciatura zero gloss.

Solid Wood Panel Moderna Series

Structure of the panel

The unique 3D shape makes the panel live with its vertical pattern that includes the invisible handle. The strong personality of solid wood is focused by the saw cutting style and a zero gloss finishing.

Panneau Série Moderna Bois Massif

Structure du panneau

Le magistral façonnage 3D anime le panneau avec une géométrie verticale et fait en sorte que la béquille disparaisse dans le relief. La forte personnalité du bois massif est renforcée par la coupe à scie et par la finition zéro gloss.

serie Moderna | Legno Massiccio

M - F I O › INSERTO:	FRASSINO SPAZZOLATO ‹ CORTEN
M - F I O › INSERTIONS:	BRUSHED ASH ‹ CORTEN
M - F I O › ELEMENT INSERE:	FRENE BROSSE ‹ CORTEN

Struttura del pannello

La continuità della sequenza delle fasce di legno massiccio è interrotta da inserti in corten, con un contrasto materico armonico tra il frassino spazzolato con finitura a cera e la calda intensità dell'acciaio corten elegantemente arrugginito.

Solid Wood Panel Moderna Series

Structure of the panel

The flushing run of solid wood staves is stopped by corten elements, with an harmonic contrast between wax finishing brushed ash and elegantly rusted corten steel warm feeling.

Panneau Série Moderna Bois Massif

Structure du panneau

La continuité de la séquence des traverses en bois massif est interrompue par des éléments insérés en corten, ce qui crée un contraste harmonieux de matériaux entre le frêne brossé avec finition à cire et la chaude intensité de l'acier corten élégamment rouillé.

R I V E S T I M E N T I

s e r i e Evoluzione Superficie Ceramica

Struttura del pannello

Le texture modernissime dei pannelli creano effetti cangianti che invitano a sperimentarne la superficie nel mutevole gioco con la luce.

Ceramic Surface Coatings Evoluzione Series

Structure of the panel

The modern texture of these panel finshes reflects light very attractively.

Panneau Série Evoluzione Surface Céramique

Structure du panneau

Les textures très modernes des panneaux en créant des effets changeants invitent à en essayer la surface dans ce jeu avec la lumière.

Surface Superfici

Superficie Ceramica

Ceramic Surface Coatings
Panneaux Surface Ceramique

PEARL INSERTO:	OXIDE PERLA INOX
PEARL INSERTIONS:	OXIDE PERLA INOX STEEL
PEARL ELEMENT INSERE:	OXIDE PERLA INOX

EMERALD INSERTO:	OXIDE NERO INOX
EMERALD INSERTIONS:	OXIDE NERO INOX STEEL
EMERALD ELEMENT INSERE:	OXIDE NERO INOX

AGATE INSERTO:	FILO BRINA INOX
AGATE INSERTIONS:	FILO BRINA INOX STEEL
AGATE ELEMENT INSERE:	FILO BRINA INOX



Superficie Ceramica

Ceramic Surface Coatings
Panneaux Surface Ceramique

SAPPHIRE › INSERTO:	ANDY GHIACCIO ‹ INOX
SAPPHIRE › INSERTIONS:	ANDY GHIACCIO ‹ INOX STEEL
SAPPHIRE › ELEMENT INSERE:	ANDY GHIACCIO ‹ INOX

CORAL › INSERTO:	OXIDE MORO ‹ INOX
CORAL › INSERTIONS:	OXIDE MORO ‹ INOX STEEL
CORAL › ELEMENT INSERE:	OXIDE MORO ‹ INOX

AMETHYST › INSERTO:	OXIDE MORO MAT ‹ INOX
AMETHYST › INSERTIONS:	OXIDE MORO MAT ‹ INOX STEEL
AMETHYST › ELEMENT INSERE:	OXIDE MORO MAT ‹ INOX



Superficie Ceramica

Ceramic Surface Coatings
Panneaux Surface Ceramique

AGATE INSERTO:	FILO GHISA INOX	
AGATE INSERTIONS:	FILO GHISA INOX STEEL	
AGATE ELEMENT INSERE:	FILO GHISA INOX	

OPALE INSERTO:	OXIDE NERO INOX	
OPALE INSERTIONS:	OXIDE NERO INOX STEEL	
OPALE ELEMENT INSERE:	OXIDE NERO INOX	

• 1 Anta Single Door 1 Vantail

Disegno e Codice Model and Code Modèle et Code	Superfici Surface Surface	Destinazione Use Destination
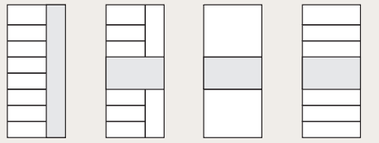 AGATE, CORAL, AMETHYST, EMERALD	"1" Metropolis Fumo	❂❂❂
	"2" Metropolis Moro	❂❂❂
	"3" Metropolis Nero	❂❂❂
	"4" Metropolis Neve	❂❂❂
	"5" Oxide Grigio	❂❂❂
	"6" Oxide Moro	❂❂❂
	"7" Oxide Moro Mat	❂❂❂
	"8" Oxide Nero	❂❂❂
	"9" Oxide Avorio	❂❂❂
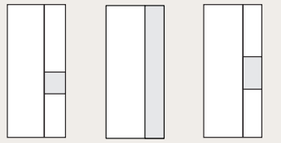 OPALE, PEARL, SAPPHIRE	"10" Oxide Bianco	❂❂❂
	"11" Oxide Perla	❂❂❂
	"12" Andy Carbone	❂❂❂
	"13" Andy Ghiaccio	❂❂❂
	"14" Andy Perla	❂❂❂
	"15" Filo Brina	❂❂❂
	"16" Filo Pece	❂❂❂
	"17" Filo Ghisa	❂❂❂

Nota: Per la legenda dei simboli della destinazione e le indicazioni di scelta del rivestimento, consultare le informazioni tecniche riportate da pagina 198 a pagina 201 del Catalogo.

Note: Please refer to the technical information found in pages 199 and 201 of this Catalogue to be aware about indications for panels choice and legend of symbols.

Remarque: Pour la legend des symbols de la destination et les indications de choix du panneau, veuillez consulter les informations techniques des pages 200 et 201.

R I V E S T I M E N T I

serie Inserti Legno Pantografato

Struttura del pannello

Inserti in vetro di vari colori o in acciaio inox stemperano l'importanza del legno pantografato con un tocco di originale creatività.
La serie è disponibile in diverse essenze e colori.

Milled Wood Panels Inserti Series

Structure of the panel

Inserts of frosted glass in different colours or in stainless steel soften the importance of the milled wood with a touch of original creativity.
The series is available in different types of wood and colours

Panneaux Série Inserti Bois Pantographié

Structure du panneau

Des éléments insérés en verre fondu sablé de différentes couleurs ou en acier inox nuancent l'importance du bois pantographié avec une touche de créativité originale.
La série est disponible en différents bois et couleurs.

Essenze

Types of Wood

Bois

Legno Pantografato

Milled Wood Panels
Panneaux Bois Pantographié

N-F14 INSERTO:	ROVERE GRIGIO INOX	
N-F14 INSERTIONS:	GREY OAK INOX STEEL	
N-F14 ELEMENT INSERE:	CHENE GRIS INOX	



N-F16	ROVERE TINTO WENGE
N-F16	OAK-WENGE FINISH
N-F16	CHENE VERNI WENGE



N-F13 INSERTO:	LACCATO GRIGIO RAL 7040 INOX	
N-F13 INSERTIONS:	GREY LACQUERED RAL 7040 INOX STEEL	
N-F13 ELEMENT INSERE:	LAQUE GRIS RAL 7040 INOX	

N-F17 INSERTO:	ROVERE LACCATO ROSSO LACCATO ROSSO
N-F17 INSERTIONS:	RED LACQUERED OAK RED LACQUERED
N-F17 ELEMENT INSERE:	CHENE LAQUE ROUGE LAQUE ROUGE

Legno Pantografato

Milled Wood Panels
Panneaux Bois Pantographié

N-F02 INSERTO:	CILIEGIO INOX
N-F02 INSERTIONS:	CHERRY INOX STEEL
N-F02 ELEMENT INSERE:	CERISIER INOX



N-F20 INSERTO:	ROVERE TINTO WENGE VETRO CATTEDRALE BIANCO LATTE
N-F20 INSERTIONS:	OAK-WENGE FINISH WHITE CATHEDRAL GLASS
N-F20 ELEMENT INSERE:	CHENE VERNI WENGE VITRE CATHEDRALE BLANC LAIT



N-F11 INSERTO:	ROVERE SBIANCATO FILO ORO *
N-F11 INSERTIONS:	WHITENED OAK FILO ORO *
N-F11 ELEMENT INSERE:	CHENE BLANCHI FILO ORO *

N-F05 INSERTO:	CILIEGIO VETRO CATTEDRALE BIANCO LATTE
N-F05 INSERTIONS:	CHERRY WHITE CATHEDRAL GLASS
N-F05 ELEMENT INSERE:	CERISIER VITRE CATHEDRALE BLANC LAIT

* SU RICHIESTA * ON REQUEST * SELON DEMANDE

Legno Pantografato

Milled Wood Panels
Panneaux Bois Pantographié



N-F09 › LACCATO AZZURRO BICOLORE ‹

N-F09 › BICOLOR LIGHT BLUE LACQUERED ‹

N-F09 › LAQUE BLEU CLAIR BICOLORE ‹

N-F10 INSERTO: › LACCATO ARANCIO BICOLORE INOX ‹

N-F10 INSERTIONS: › BICOLOR ORANGE LACQUERED INOX STEEL ‹

N-F10 ELEMENT INSERE: › LAQUE ORANGE BICOLORE INOX ‹

N-F10 INSERTO: › LACCATO BLACK CHERRY INOX ‹

N-F10 INSERTIONS: › BLACK CHERRY LACQUERED INOX STEEL ‹

N-F10 ELEMENT INSERE: › LAQUE BLACK CHERRY INOX ‹



Legno Pantografato

Milled Wood Panels
Panneaux Bois Pantographié

N-F10 INSERTO:	ROVERE "BIONDO" INOX
N-F10 INSERTIONS:	"BLOND" OAK INOX STEEL
N-F10 ELEMENT INSERE:	CHENE "BLOND" INOX



N-F10 INSERTO:	ROVERE TINTO WENGE INOX
N-F10 INSERTIONS:	OAK-WENGE FINISH INOX STEEL
N-F10 ELEMENT INSERE:	CHENE VERNI WENGE INOX



N-F22 INSERTO:	ROVERE SBIANCATO VETRO CATTEDRALE BIANCO LATTE
N-F22 INSERTIONS:	WHITENED OAK WHITE CATHEDRAL GLASS
N-F22 ELEMENT INSERE:	CHENE BLANCHI VITRE CATHEDRALE BLANC LAIT

N-F01 INSERTO:	CILIEGIO INOX
N-F01 INSERTIONS:	CHERRY INOX STEEL
N-F01 ELEMENT INSERE:	CERISIER INOX

Legno Pantografato

Milled Wood Panels
Panneaux Bois Pantographié

N-F15 › **LACCATO ANTRACITE** ‹

N-F15 › ANTHRACITE METALLIC GREY LACQUERED ‹

N-F15 › LAQUE GRIS ANTHRACITE ‹



N-F07 › **LACCATO NERO RAL 9005** ‹
INSERTO: INOX

N-F07 › BLACK LACQUERED RAL 9005 ‹
INSERTIONS: INOX STEEL

N-F07 › LAQUE NOIR RAL 9005 ‹
ELEMENT INSERE: INOX

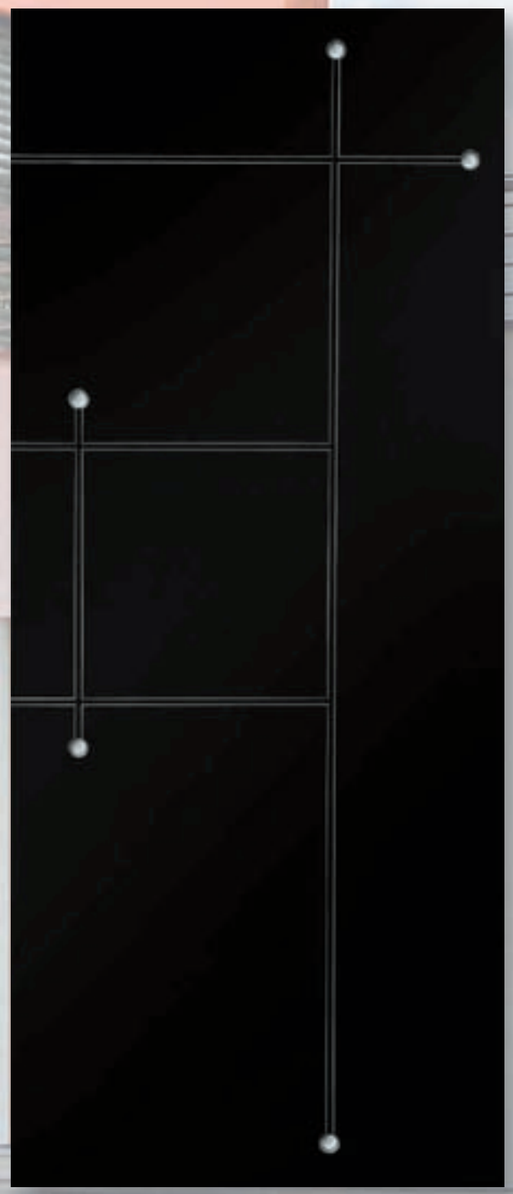

N-F08 › **ROVERE GRIGIO** ‹
INSERTO: ALLUMINIO ROSSO

N-F08 › GREY OAK ‹
INSERTIONS: RED ALUMINIUM

N-F08 › CHENE GRIS ‹
ELEMENT INSERE: ALUMINIUM ROUGE



N-F04 › **CILIEGIO** ‹
INSERTO: VETRO CATTEDRALE VERDE ED ACCIAIO INOX

N-F04 › CHERRY ‹
INSERTIONS: GREEN CATHEDRAL GLASS - INOX STEEL

N-F04 › CERISIER ‹
ELEMENT INSERE: VITRE CATHEDRALE VERT ET ACIER INOX

Legno Pantografato

Milled Wood Panels
Panneaux Bois Pantographié

N-F31 › ROVERE TINTO WENGE ‹
INSERTO: INOX

N-F31 › OAK-WENGE FINISH ‹
INSERTIONS: INOX STEEL

N-F31 › CHENE VERNI WENGE ‹
ELEMENT INSERE: INOX

N-F31 › ROVERE SBIANCATO ‹
INSERTO: INOX

N-F31 › WHITENED OAK ‹
INSERTIONS: INOX STEEL

N-F31 › CHENE BLANCHI ‹
ELEMENT INSERE: INOX

N-F31 › CILIEGIO ‹
INSERTO: INOX

N-F31 › CHERRY ‹
INSERTIONS: INOX STEEL

N-F31 › CERISIER ‹
ELEMENT INSERE: INOX

Legno Pantografato

Milled Wood Panels
Panneaux Bois Pantographié

N-F11 INSERTO:	LACCATO BLACK CHERRY INOX	
N-F11 INSERTIONS:	BLACK CHERRY LACQUERED INOX STEEL	
N-F11 ELEMENT INSERE:	LAQUE BLACK CHERRY INOX	

N-F12 INSERTO:	LACCATO BIANCO RAL 9003 INOX	
N-F12 INSERTIONS:	WHITE LACQUERED RAL 9003 INOX STEEL	
N-F12 ELEMENT INSERE:	LAQUE BLANC RAL 9003 INOX	



• 1 Anta — Single Door — 1 Vantail

Disegno e Codice / Model and Code / Modèle et Code	Essenza / Types of Wood / Bois	Destinazione / Use / Destination
N-F01, N-F02, N-F31, N-F04, N-F05, N-F06, N-F07	"1" Okoumè	❁❁❁
N-F08, N-F20, N-F22, N-F09, N-F10, N-F11, N-F12	"2" Ciliegio	❁❁❁
N-F13, N-F14, N-F15, N-F16, N-F17	"3" Rovere Sbiancato	❁❁
	"4" Rovere Tinto Wengè	❁❁❁
	"5" Rovere Grigio	❁❁❁
	"6" Rovere "Biondo"	❁❁❁
	"7" Rovere "Miele"	❁❁❁
	"8" Rovere Tinto	❁❁❁
	"9" Laccato RAL	❁❁❁
	"10" Multistrato Laccato	❁❁❁❁

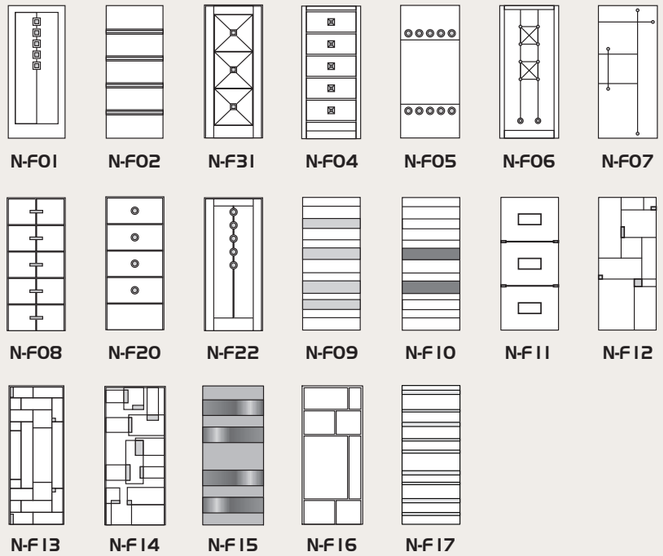

"1"	Okoumè	Okoumé
"2"	Cherry	Cerisier
"3"	Whitened Oak	Chêne Blanchi
"4"	Oak - Wenge Finish	Chêne Verni Wengé
"5"	Grey Oak	Chêne Gris
"6"	"Blond" Oak	Chêne "Blond"
"7"	"Honeyed" Oak	Chêne "Miel"
"8"	Stained Oak	Chêne Foncé
"9"	RAL Lacquered	Laqué RAL
"10"	Lacquered Multilayer	Stratifié Laqué

Nota: Per la legenda dei simboli della destinazione e le indicazioni di scelta del rivestimento, consultare le informazioni tecniche riportate da pagina 198 a pagina 201 del Catalogo.

Note: Please refer to the technical information found in pages 199 and 201 of this Catalogue to be aware about indications for panels choice and legend of symbols.

Remarque: Pour la legend des symbols de la destination et les indications de choix du panneau, veuillez consulter les informations techniques des pages 200 et 201.

serie Riflessi Legno Pantografato





Struttura del pannello

L'antica arte del mosaico è interpretata in chiave moderna, e illumina di sorprendenti e preziose suggestioni policrome i pannelli.
La serie è disponibile in diverse essenze e colori.

Milled Wood Panels Riflessi Series

Structure of the panel

The ancient mosaic art has a modern rendering that turns on panels with precious and surprising multicolor charmings.
The series is available in different types of wood and colours.

Panneaux Série Riflessi Bois Pantographié

Structure du panneau

L'ancienne art du mosaïque est interprétée en clé moderne et éclaire d'un charme polychrome précieux et surprenant les panneaux.
La série est disponible en différents bois et couleurs.



Essenze

Types of Wood

Bois

Legno Pantografato

Milled Wood Panels
Panneaux Bois Pantographié

N-B17 INSERTO:	ROVERE TINTO WENGÈ MADAGASCAR	
N-B17 INSERTIONS:	OAK-WENGE FINISH MADAGASCAR	
N-B17 ELEMENT INSERE:	CHENE VERNI WENGE MADAGASCAR	



N-B12 INSERTO:	LACCATO BLU ACQUARIO	
N-B12 INSERTIONS:	BLUE LACQUERED ACQUARIO	
N-B12 ELEMENT INSERE:	LAQUE BLEU ACQUARIO	

N-B19 INSERTO:	LACCATO AVORIO CLEOPATRA	
N-B19 INSERTIONS:	IVORY LACQUERED CLEOPATRA	
N-B19 ELEMENT INSERE:	LAQUE IVOIRE CLEOPATRA	

N-B02 INSERTO:	ROVERE "BIONDO" CIPRO	
N-B02 INSERTIONS:	"BLOND" OAK CIPRO	
N-B02 ELEMENT INSERE:	CHENE "BLOND" CIPRO	



Legno Pantografato

Milled Wood Panels
Panneaux Bois Pantographié

N-B01 INSERTO:	LACCATO AVORIO CLEOPATRA	ROVERE TINTO WENGE MADAGASCAR
N-B01 INSERTIONS:	IVORY LACQUERED CLEOPATRA	OAK-WENGE FINISH MADAGASCAR
N-B01 ELEMENT INSERE:	LAQUE IVOIRE CLEOPATRA	CHENE VERNI WENGE MADAGASCAR



• 1 Anta Single Door 1 Vantail

Disegno e Codice / Model and Code / Modèle et Code	Essenza / Types of Wood / Bois	Destinazione / Use / Destination
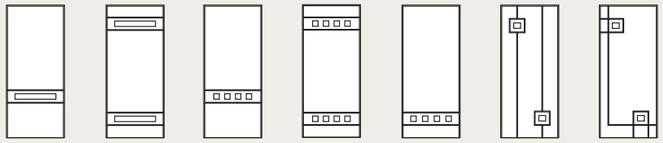 N-B01 N-B02 N-B11 N-B12 N-B13 N-B14 N-B15	"1" Rovere Tinto Wengè	❂❂❂
	"2" Rovere "Biondo"	❂❂❂
	"3" Laccato Blu	❂❂❂
	"4" Laccato Avorio	❂❂❂
	"5" Laccato Verde	❂❂❂
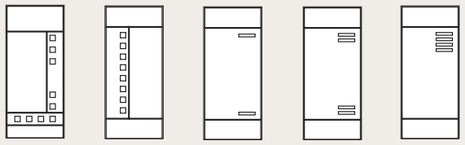 N-B16 N-B17 N-B18 N-B19 N-B20		

"1"	Oak - Wenge Finish	Chêne Verni Wengé
"2"	"Blond" Oak	Chêne "Blond"
"3"	Blue Lacquered	Laqué Bleu
"4"	Ivory Lacquered	Laqué Ivoire
"5"	Green Lacquered	Laqué Vert

Nota: Per la legenda dei simboli della destinazione e le indicazioni di scelta del rivestimento, consultare le informazioni tecniche riportate da pagina 198 a pagina 201 del Catalogo.

Note: Please refer to the technical information found in pages 199 and 201 of this Catalogue to be aware about indications for panels choice and legend of symbols.

Remarque: Pour la legend des symbols de la destination et les indications de choix du panneau, veuillez consulter les informations techniques des pages 200 et 201.

RIVESTIMENTI

serie Travel

Legno Pantografato



Struttura del pannello

Colori e materiali diversi compongono un percorso creativo molto speciale che si sviluppa grazie ad inserti geometrici dai morbidi angoli smussati o dagli incisivi spigoli vivi: in acciaio satinato, in legno, in pelle o laccati.
La serie è disponibile in diversi colori e tipologie d'inserti.

Milled Wood Panel Travel Series

Structure of the panel

Different colours and materials for a very special creative trip among geometric shaped inserts with smoothly angles and sharpened corners: brushed steel, wood, lacquered or leather made of.
The series is available in different types of wood and colours.

Panneaux Série Travel Bois Pantographié

Structure du panneau

Couleurs et matériaux différents composent un parcours créateur très spécial qui se développe grâce à des éléments insérés géométriques caractérisés par des angles souples arrondis ou par des incisives arêtes vives : en acier satiné, en bois, en cuir ou laqués.
La série est disponible en différents couleurs et typologies d'éléments intégrés.

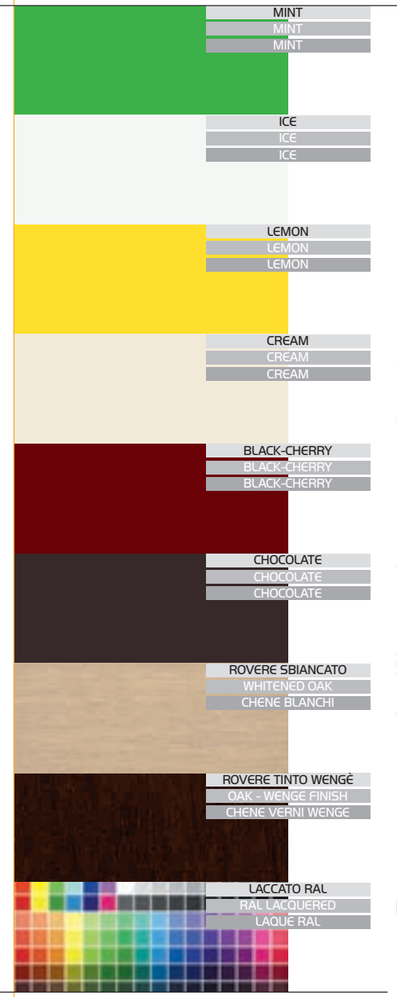

Essenze

Types of Wood

Bois

Legno Pantografato

Milled Wood Panels
Panneaux Bois Pantographié

N-T12 › BLACK CHERRY ‹
INSERTO: INOX

N-T12 › BLACK CHERRY ‹
INSERTIONS: INOX STEEL

N-T12 › BLACK CHERRY ‹
ELEMENT INSERE: INOX

N-T21 › LACCATO BLU RAL 5019 ‹
INSERTO: INOX

N-T21 › BLUE LACQUERED RAL 5019 ‹
INSERTIONS: INOX STEEL

N-T21 › LAQUE BLEU RAL 5019 ‹
ELEMENT INSERE: INOX



N-T19 › BLACK CHERRY ‹
INSERTO: INOX

N-T19 › BLACK CHERRY ‹
INSERTIONS: INOX STEEL

N-T19 › BLACK CHERRY ‹
ELEMENT INSERE: INOX



Legno Pantografato

Milled Wood Panels
Panneaux Bois Pantographié

N-T20 › **ICE** ‹
INSERTO: ZEBRANO CHIARO

N-T20 › **ICE** ‹
INSERTIONS: LIGHT STRIPED

N-T20 › ICE ‹
ELEMENT INSERE: "ZEBRANO" CLAIR

N-T19 › **LACCATO BIANCO RAL 9001** ‹
INSERTO: ZEBRANO CHIARO

N-T19 › WHITE LACQUERED RAL 9001 ‹
INSERTIONS: LIGHT STRIPED

N-T19 › LAQUE BLANC RAL 9001 ‹
ELEMENT INSERE: "ZEBRANO" CLAIR

N-T20 › **INSERTO: LAMINATO ACCIAIO SATINATO** ‹
INSERTIONS: SATIN STEEL LAMINATE
ELEMENT INSERE: ACIER LAMINE SATINE

N-T20 › **INSERTO: ROVERE TINTO WENGÈ** ‹
INSERTIONS: OAK-WENGE FINISH
ELEMENT INSERE: CHENE VERNI WENGE

N-T20 › **INSERTO: ZEBRANO SCURO** ‹
INSERTIONS: DARK STRIPED
ELEMENT INSERE: "ZEBRANO" FONCE

Legno Pantografato

Milled Wood Panels
Panneaux Bois Pantographié

N-T12 › **LACCATO ARANCIO** RAL 2000 ‹
INSERTO: INOX TRAFORATO *

N-T12 › ORANGE LACQUERED RAL 2000 ‹
INSERTIONS: PUNCHED INOX STEEL *

N-T12 › LAQUE ORANGE RAL 2000 ‹
ELEMENT INSERE: INOX PERCE *

* **SU RICHIESTA** * ON REQUEST * SELON DEMANDE



N-F51 › **MINT** ‹
INSERTO: LACCATO ARGENTO

N-F51 › MINT ‹
INSERTIONS: SILVER LACQUERED

N-F51 › MINT ‹
ELEMENT INSERE: LAQUE ARGENT



N-F54 › **LACCATO ROSSO** RAL 3020 ‹
INSERTO: LACCATO ARGENTO

N-F54 › RED LACQUERED RAL 3020 ‹
INSERTIONS: SILVER LACQUERED

N-F54 › LAQUE ROUGE RAL 3020 ‹
ELEMENT INSERE: LAQUE ARGENT

Legno Pantografato

Milled Wood Panels
Panneaux Bois Pantographié



N-T19 › INSERTO:	ROVERE SBIANCATO INOX TEXTURE LINO * ‹
N-T19 › INSERTIONS:	WHITENED OAK INOX STEEL LINEN EFFECT * ‹
N-T19 › ELEMENT INSERE:	CHENE BLANCHI INOX LIN EFFET ‹

* SU RICHIESTA * ON REQUEST * SELON DEMANDE

• 1 Anta Single Door 1 Vantail

Disegno e Codice / Model and Code / Modèle et Code	Essenza / Types of Wood / Bois	Destinazione / Use / Destination
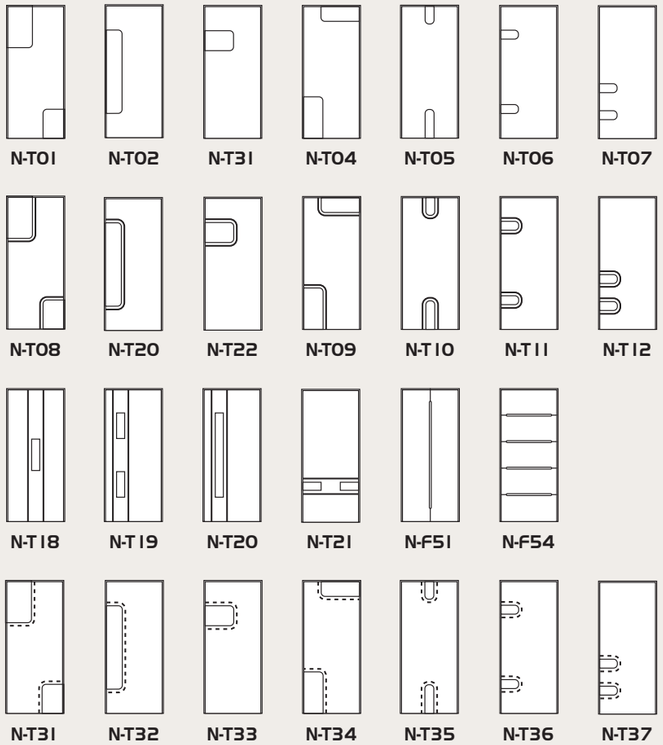	"1" Mint	●
	"2" Ice	●
	"3" Lemon	●
	"4" Cream	●
	"5" Black Cherry	●
	"6" Chocolate	●
	"7" Rovere Sbiancato	●
	"8" Rovere Tinto Wengè	●
	"9" Laccato RAL	●

"1"	Mint	Mint
"2"	Ice	Ice
"3"	Lemon	Lemon
"4"	Cream	Cream
"5"	Black Cherry	Black Cherry
"6"	Chocolate	Chocolate
"7"	Whitened Oak	Chêne Blanchi
"8"	Oak - Wenge Finish	Chêne Verni Wengé
"9"	RAL Lacquered	Laqué RAL

Nota: Per la legenda dei simboli della destinazione e le indicazioni di scelta del rivestimento, consultare le informazioni tecniche riportate da pagina 198 a pagina 201 del Catalogo.

Note: Please refer to the technical information found in pages 199 and 201 of this Catalogue to be aware about indications for panels choice and legend of symbols.

Remarque: Pour la legend des symbols de la destination et les indications de choix du panneau, veuillez consulter les informations techniques des pages 200 et 201.

R I V E S T I M E N T I

serie Sinfonia Legno Sagomato

Struttura del pannello

Le linee che disegnano il pannello nel loro movimento ondeggiante acquistano e perdono spessore, creando la percezione del volume.
La serie è disponibile in diverse essenze e in colori laccati, perlati e metallizzati, con la possibilità di diversi abbinamentii.

Shaped Wood Panels Sinfonia Series

Structure of the panel

The panel lines seem to be floating and let you have the volumes feeling.
The series is available in different types of wood and colours.

Panneaux Série Sinfonia Bois Galbé

Structure du panneau

Les lignes qui dessinent le panneau dans leur mouvement ondoyant acquièrent et perdent épaisseur, ce qui crée la perception du volume.
La série est disponible en différents bois et en couleurs laquées, perle et métallisées, avec possibilité de les coupler différemment.

ESSENZE

Types of Wood

Bois

Legno Sagomato

Shaped Wood Panels
Panneaux Bois Galbé

OPERA INSERTO:	PINO SBIANCATO INOX	
OPERA INSERTIONS:	WHITENED PINE INOX STEEL	
OPERA ELEMENT INSERE:	PIN BLANCHI INOX	

VIOLA INSERTO:	ROVERE SBIANCATO INOX	
VIOLA INSERTIONS:	WHITENED OAK INOX STEEL	
VIOLA ELEMENT INSERE:	CHENE BLANCHI INOX	



NOTA INSERTO:	ROVERE TINTO WENGÈ INOX	
NOTA INSERTIONS:	OAK-WENGE FINISH INOX STEEL	
NOTA ELEMENT INSERE:	CHENE VERNI WENGE INOX	

RIVESTIMENTI

Legno Sagomato

Shaped Wood Panels
Panneaux Bois Galbé

NOTA INSERTO:	ROVERE SBIANCATO INOX	DIESIS INSERTO:
NOTA INSERTIONS:	WHITENED OAK INOX STEEL	DIESIS INSERTIONS:
NOTA ELEMENT INSERE:	CHENE BLANCHI INOX	DIESIS ELEMENT INSERE:

ROVERE ANTRACITE INOX	
OAK-ANTHRACITE FINISH INOX STEEL	
CHENE VERNI ANTHRACITE INOX	

• 1 Anta Single Door 1 Vantail

Disegno e Codice Model and Code Modèle et Code	Essenza Types of Wood Bois	Destinazione Use Destination
 DIESIS NOTA OPERA VIOLA	"1" Pino Sbiancato	❂❂❂
	"2" Rovere Sbiancato	❂❂❂
	"3" Rovere Tinto Wengè	❂❂❂
	"4" Rovere Tinto	❂❂❂
	"5" Rovere "Miele"	❂❂❂
	"6" Rovere "Biondo"	❂❂❂
	"7" Rovere Antracite	❂❂❂
	"8" Rovere Ferro	❂❂❂
	"9" Rovere Inox	❂❂❂
	"10" Laccato RAL	❂❂❂

"1"	Whitened Pine	Pin Blanchi
"2"	Whitened Oak	Chêne Blanchi
"3"	Oak - Wenge Finish	Chêne Verni Wengé
"4"	Stained Oak	Chêne Foncé
"5"	"Honeyed" Oak	Chêne "Miel"
"6"	"Blond" Oak	Chêne "Blond"
"7"	Oak - Anthracite Finish	Chêne Verni Anthracite
"8"	Oak - Iron Finish	Chêne Verni Fer
"9"	Oak - Inox Finish	Chêne Verni Inox
"10"	RAL Lacquered	Laqué RAL

Nota: Per la legenda dei simboli della destinazione e le indicazioni di scelta del rivestimento, consultare le informazioni tecniche riportate da pagina 198 a pagina 201 del Catalogo.

Note: Please refer to the technical information found in pages 199 and 201 of this Catalogue to be aware about indications for panels choice and legend of symbols.

Remarque: Pour la legend des symbols de la destination et les indications de choix du panneau, veuillez consulter les informations techniques des pages 200 et 201.

R I V E S T I M E N T I

serie Royal

Legno Pantografato

Struttura del pannello

Linee curve e forme geometriche in perfetta armonia danno al pannello pantografato ad angoli vivi una calda sontuosità.
La serie è disponibile in diverse essenze e colori.

Milled Wood Panels Royal Series

Structure of the panel

A combination of curved lines and geometrical shapes in perfect harmony gives a sumptuous warmth to the milled panel with sharp angles.
The series is available in different types of wood and colours.

Panneaux Série Royal Bois Pantographié

Structure du panneau

Des lignes courbes et des formes géométriques en harmonie parfaite confèrent au panneau pantographié à vives arêtes une somptuosité chaleureuse.
La série est disponible en différents bois et couleurs.

Essenze

Types of Wood

Bois

- CANOE-WOOD TINTO / STAINED CANOE-WOOD / CANOE-WOOD VERNI NOYER
- PINO NATURALE / NATURAL PINE / PIN NATUREL
- PINO TINTO / STAINED PINE / PIN VERNI NOYER
- MOGANO MEDIO / MEDIUM MAHOGANY / ACAJOU MOYEN
- DOUGLAS NATURALE / NATURAL DOUGLAS / DOUGLAS NATUREL
- DOUGLAS TINTO / STAINED DOUGLAS / DOUGLAS VERNI NOYER
- ROVERE "BIONDO" / "BLOND" OAK / CHENE "BLOND"
- ROVERE "MIELE" / "HONEYED" OAK / CHENE "MIEL"
- ROVERE TINTO / STAINED OAK / CHENE VERNI NOYER
- ROVERE SBIANCATO / WHITENED OAK / CHENE BLANCHI
- CILIEGIO / CHERRY / CERISIER
- ROVERE TINTO WENGE / OAK - WENGE FINISH / CHENE VERNI WENGE
- IROKO "MIELE" / "HONEYED" IROKO / IROKO "MIEL"
- CASTAGNO MIELE / "HONEYED" CHESTNUT / CHATAIGNIER "MIEL"
- OKOUMÉ TINTO / STAINED OKOUMÉ / OKOUMÉ VERNI NOYER
- CASTAGNO TINTO / STAINED CHESTNUT / CHATAIGNIER VERNI NOYER
- LACCATO RAL / RAL LACQUERED / LAQUE RAL

Legno Pantografato

Milled Panels with Sharp-Edged Corners
Panneaux Bois Pantographié à Vives Arêtes

R-CB	ROVERE SBIANCATO	
R-CB	WHITENED OAK	
R-CB	CHENE BLANCHI	

R-CG	ROVERE "MIELE"	
R-CG	"HONEYED" OAK	
R-CG	CHENE "MIEL"	

R-CD	CANOE-WOOD TINTO	
R-CD	STAINED CANOE-WOOD	
R-CD	CANOE-WOOD VERNI NOYER	

R-CF	CASTAGNO TINTO	
R-CF	STAINED CHESTNUT	
R-CF	CHATAIGNIER VERNI NOYER	

Legno Pantografato

Milled Panels with Sharp-Edged Corners
Panneaux Bois Pantographié à Vives Arêtes

R-IQ	LACCATO BIANCO RAL 1013	
R-IQ	WHITE LACQUERED RAL 1013	
R-IQ	LAQUE BLANC RAL 1013	

R-CH	IROKO "MIELE"	
R-CH	"HONEYED" IROKO	
R-CH	IROKO "MIEL"	

R-CA	LACCATO ROSSO RAL 3002	
R-CA	RED LACQUERED RAL 3002	
R-CA	LAQUE ROUGE RAL 3002	

R-RI	CILIEGIO	
R-RI	CHERRY	
R-RI	CERISIER	

RIVESTIMENTI

Legno Pantografato

Milled Panels with Sharp-Edged Corners
Panneaux Bois Pantographié à Vives Arêtes

• 1 Anta Single Door 1 Vantail • 2 Ante Double Door Double

Disegno e Codice Model and Code Modèle et Code	Essenza Types of Wood Bois	Destinazione Use Destination
R-CG	"1" Canoe-Wood Tinto	❁❁❁❁
R-CF	"2" Pino Naturale	❁❁❁
R-A2	"3" Pino Tinto	❁❁❁❁
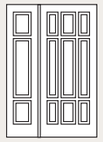 R-CG	"4" Mogano Medio	❁❁❁❁
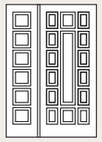 R-CF	"5" Douglas Naturale	❁❁❁
R-IR	"6" Douglas Tinto	❁❁❁❁
R-IQ	"7" Rovere "Biondo"	❁❁❁❁
R-IG	"8" Rovere "Miele"	❁❁❁❁
	"9" Rovere Tinto	❁❁❁❁
	"10" Ciliegio	❁❁❁
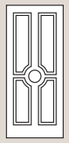 R-CE	"11" Iroko "Miele"	❁❁❁
R-CD	"12" Rovere Sbiancato	❁❁❁
R-RI	"13" Rovere Tinto Wengè	❁❁❁
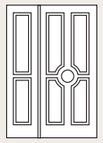 R-CE	"14" Castagno Miele	❁❁❁❁
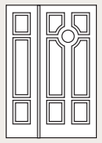 R-CD	"15" Castagno Tinto	❁❁❁❁
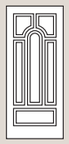 R-CB	"16" Okoumé Tinto	❁❁❁❁
R-CA	"17" Laccato Bianco	❁❁
R-CH	"18" Laccato Verde	❁❁
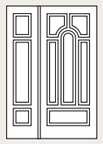 R-CB	"19" Laccato RAL	❁❁
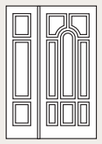 R-CA	"20" Multistrato Laccato	❁❁❁❁
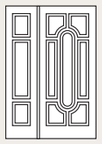 R-CH		
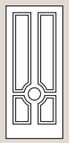 R-ID		
R-IA		
R-IW		
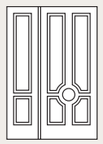 R-ID		

"1"	Stained Canoe-Wood	Canoe-Wood Verni Noyer
"2"	Natural Pine	Pin Naturel
"3"	Stained Pine	Pin Verni Noyer
"4"	Medium Mahogany	Acajou Moyen
"5"	Natural Douglas	Douglas Naturel
"6"	Stained Douglas	Douglas Verni Noyer
"7"	"Blond" Oak	Chêne "Blond"
"8"	"Honeyed" Oak	Chêne "Miel"
"9"	Stained Oak	Chêne Verni Noyer
"10"	Cherry	Cerisier

"11"	"Honeyed" Iroko	Iroko "Miel"
"12"	Whitened Oak	Chêne Blanchi
"13"	Oak - Wenge Finish	Chêne Verni Wengé
"14"	"Honeyed" Chestnut	Châtaignier "Miel"
"15"	Stained Chestnut	Châtaignier Verni Noyer
"16"	Stained Okoumé	Okoumé Verni Noyer
"17"	White Lacquered	Laqué Blanc
"18"	Green Lacquered	Laqué Vert
"19"	RAL Lacquered	Laqué RAL
"20"	Lacquered Multilayer	Stratifié Laqué

Nota: Per la legenda dei simboli della destinazione e le indicazioni di scelta del rivestimento, consultare le informazioni tecniche riportate da pagina 198 a pagina 201 del Catalogo.

Note: Please refer to the technical information found in pages 199 and 201 of this Catalogue to be aware about indications for panels choice and legend of symbols.

Remarque: Pour la legend des symbols de la destination et les indications de choix du panneau, veuillez consulter les informations techniques des pages 200 et 201.

R I V E S T I M E N T I

serie Thema

Legno Pantografato

Struttura del pannello

Forme geometriche essenziali su pannelli pantografati ad angoli vivi all'insegna della razionalità e dell'ordine.
La serie è disponibile in diverse essenze e colori.

Milled Wood Panels Thema Series

Structure of the panel

Essential geometrical shapes on milled panels with sharp angles confer rationality and order.
The series is available in different types of wood and colours.

Panneaux Série Thema Bois Pantographié

Structure du panneau

Des formes géométriques essentielles sur panneaux pantographiés à vives arêtes répondant à des critères de rationalité et d'ordre.
La série est disponible en différents bois et couleurs.

ESSENZE

Types of Wood

Bois

- CANOE-WOOD TINTO / STAINED CANOE-WOOD / CANOE-WOOD VERNI NOYER
- PINO NATURALE / NATURAL PINE / PIN NATUREL
- PINO TINTO / STAINED PINE / PIN VERNI NOYER
- MOGANO MEDIO / MEDIUM MAHOGANY / ACAJOU MOYEN
- DOUGLAS NATURALE / NATURAL DOUGLAS / DOUGLAS NATUREL
- DOUGLAS TINTO / STAINED DOUGLAS / DOUGLAS VERNI NOYER
- ROVERE "BIONDO" / "BLOND" OAK / CHENE "BLOND"
- ROVERE "MIELE" / "HONEYED" OAK / CHENE "MIEL"
- ROVERE TINTO / STAINED OAK / CHENE VERNI NOYER
- ROVERE SBIANCATO / WHITENED OAK / CHENE BLANCHI
- CILIEGIO / CHERRY / CERISIER
- ROVERE TINTO WENGE / OAK - WENGE FINISH / CHENE VERNI WENGE
- IROKO "MIELE" / "HONEYED" IROKO / IROKO "MIEL"
- CASTAGNO MIELE / "HONEYED" CHESTNUT / CHATAIGNIER "MIEL"
- OKOUMÉ TINTO / STAINED OKOUMÉ / OKOUMÉ VERNI NOYER
- CASTAGNO TINTO / STAINED CHESTNUT / CHATAIGNIER VERNI NOYER
- LACCATO RAL / RAL LACQUERED / LAQUE RAL

RIVESTIMENTI

Legno Pantografato

Milled Panels with Sharp-Edged Corners
Panneaux Bois Pantographié à Vives Arêtes

T-2BL › LACCATO BIANCO RAL 1013 ‹

T-2BL › WHITE LACQUERED RAL 1013 ‹

T-2BL › LAQUE BLANC RAL 1013 ‹

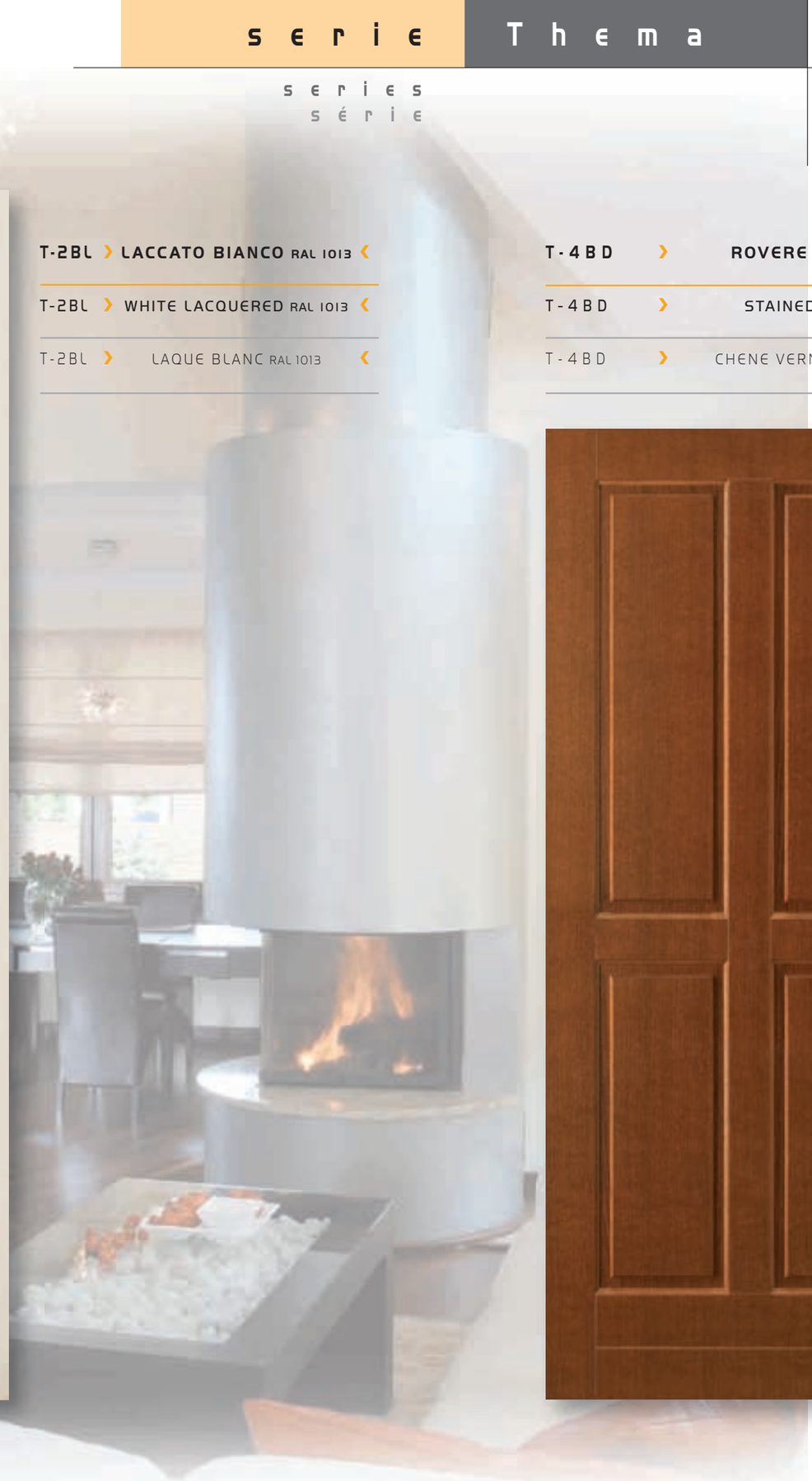

T-4BD › ROVERE TINTO ‹

T-4BD › STAINED OAK ‹

T-4BD › CHENE VERNI NOYER ‹

T-6BL › ROVERE TINTO WENGÈ ‹

T-6BL › OAK-WENGE FINISH ‹

T-6BL › CHENE VERNI WENGE ‹

RIVESTIMENTI

Legno Pantografato

Milled Panels with Sharp-Edged Corners
Panneaux Bois Pantographié à Vives Arêtes

T-5BO › LACCATO BLU RAL 5010 ‹
T-5BO › BLUE LACQUERED RAL 5010 ‹
T-5BO › LAQUE BLEU RAL 5010 ‹

T-3BA › LACCATO VERDE RAL 6009 ‹
T-3BA › GREEN LACQUERED RAL 6009 ‹
T-3BA › LAQUE VERT RAL 6009 ‹



T-5BS › CANOE-WOOD TINTO ‹
T-5BS › STAINED CANOE-WOOD ‹
T-5BS › CANOE-WOOD VERNI NOYER ‹

RIVESTIMENTI

Legno Pantografato

Milled Panels with Sharp-Edged Corners
Panneaux Bois Pantographié à Vives Arêtes

T-6BU	CASTAGNO MIELE
T-6BU	"HONEYED" CHESTNUT
T-6BU	CHATAIGNIER "MIEL"

T-8BU	ROVERE BIONDO
T-8BU	"BLOND" OAK
T-8BU	CHENE "BLOND"

T-2BR	CILIEGIO
T-2BR	CHERRY
T-2BR	CERISIER

Legno Pantografato

Milled Panels with Sharp-Edged Corners
Panneaux Bois Pantographié à Vives Arêtes

T-6BD	OKOUMÉ TINTO
T-6BD	STAINED OKOUMÉ
T-6BD	OKOUME VERNI NOYER

T-7BL	PINO TINTO
T-7BL	STAINED PINE
T-7BL	PIN VERNI NOYER

T-1BA	PINO NATURALE
T-1BA	NATURAL PINE
T-1BA	PIN NATUREL

Legno Pantografato

Milled Panels with Sharp-Edged Corners
Panneaux Bois Pantographié à Vives Arêtes

• 1 Anta Single Door 1 Vantail • 2 Ante Double Door Double

Disegno e Codice / Model and Code / Modèle et Code	Essenza / Types of Wood / Bois	Destinazione / Use / Destination
	"1" Canoe-Wood Tinto	❂❂❂❂
	"2" Pino Naturale	❂❂❂
	"3" Pino Tinto	❂❂❂❂
	"4" Mogano Medio	❂❂❂❂
	"5" Douglas Naturale	❂❂❂
	"6" Douglas Tinto	❂❂❂❂
	"7" Rovere "Biondo"	❂❂❂❂
	"8" Rovere "Miele"	❂❂❂❂
	"9" Rovere Tinto	❂❂❂❂
	"10" Ciliegio	❂❂❂
	"11" Iroko "Miele"	❂❂❂
	"12" Rovere Sbiancato	❂❂❂
	"13" Rovere Tinto Wengè	❂❂❂
	"14" Castagno Miele	❂❂❂❂
	"15" Castagno Tinto	❂❂❂❂
	"16" Okoumé Tinto	❂❂❂❂
	"17" Laccato Bianco	❂❂
	"18" Laccato Verde	❂❂
	"19" Laccato RAL	❂❂
	"20" Multistrato Laccato	❂❂❂❂

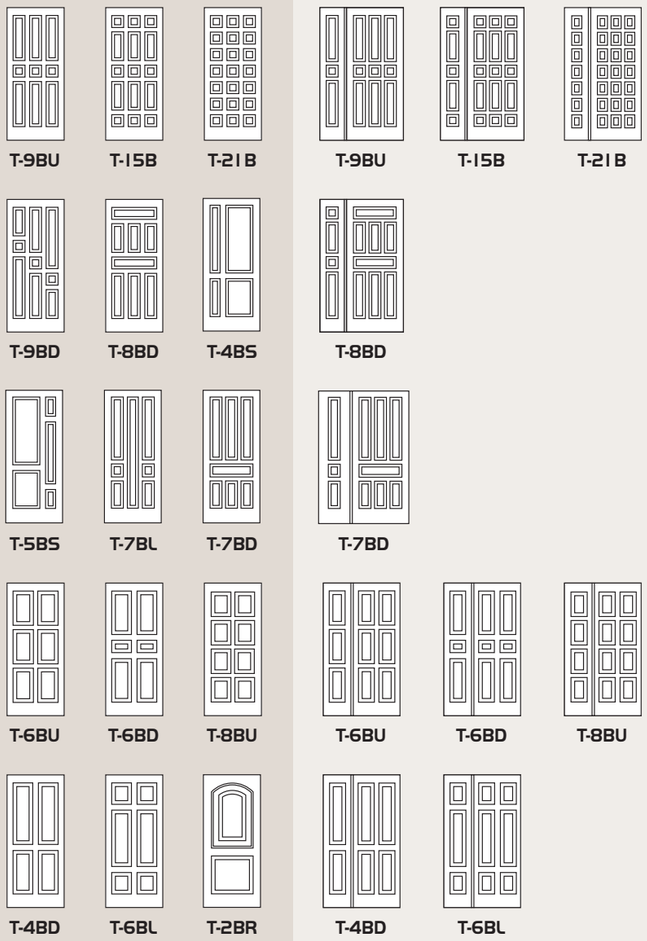

• 1 Anta Single Door 1 Vantail • 2 Ante Double Door Double

Disegno e Codice / Model and Code / Modèle et Code	Essenza / Types of Wood / Bois	Destinazione / Use / Destination
	"1" Canoe-Wood Tinto	❂❂❂❂
	"2" Pino Naturale	❂❂❂
	"3" Pino Tinto	❂❂❂❂
	"4" Mogano Medio	❂❂❂❂
	"5" Douglas Naturale	❂❂❂
	"6" Douglas Tinto	❂❂❂❂
	"7" Rovere "Biondo"	❂❂❂❂
	"8" Rovere "Miele"	❂❂❂❂
	"9" Rovere Tinto	❂❂❂❂
	"10" Ciliegio	❂❂❂
	"11" Iroko "Miele"	❂❂❂
	"12" Rovere Sbiancato	❂❂❂
	"13" Rovere Tinto Wengè	❂❂❂
	"14" Castagno Miele	❂❂❂❂
	"15" Castagno Tinto	❂❂❂❂
	"16" Okoumé Tinto	❂❂❂❂
	"17" Laccato Bianco	❂❂
	"18" Laccato Verde	❂❂
	"19" Laccato RAL	❂❂
	"20" Multistrato Laccato	❂❂❂❂

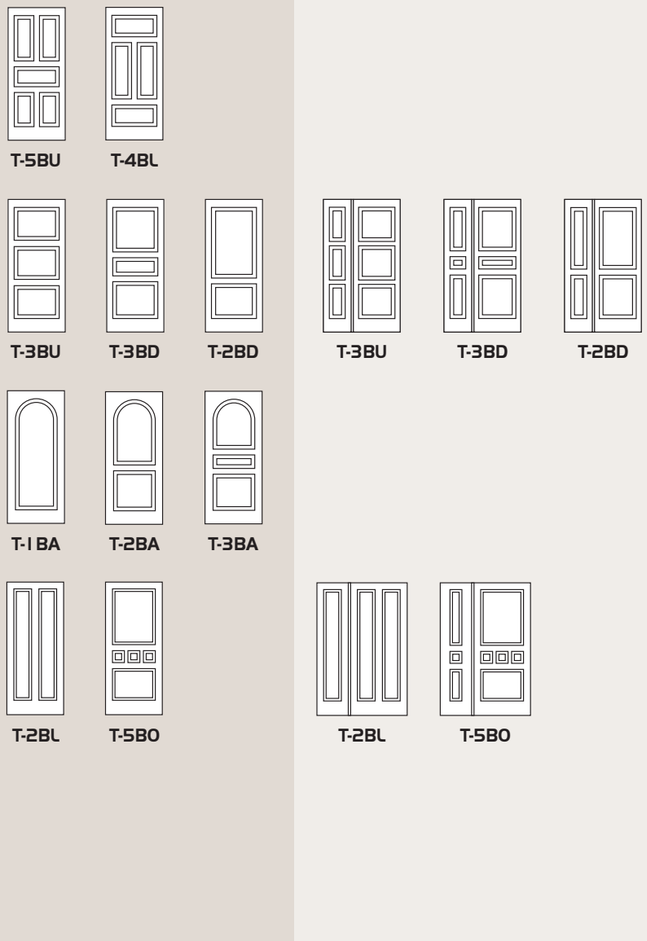

"1"	Stained Canoe-Wood	Canoe-Wood Verni Noyer
"2"	Natural Pine	Pin Naturel
"3"	Stained Pine	Pin Verni Noyer
"4"	Medium Mahogany	Acajou Moyen
"5"	Natural Douglas	Douglas Naturel
"6"	Stained Douglas	Douglas Verni Noyer
"7"	"Blond" Oak	Chêne "Blond"
"8"	"Honeyed" Oak	Chêne "Miel"
"9"	Stained Oak	Chêne Verni Noyer
"10"	Cherry	Cerisier
"11"	"Honeyed" Iroko	Iroko "Miel"
"12"	Whitened Oak	Chêne Blanchi
"13"	Oak - Wenge Finish	Chêne Verni Wengé
"14"	"Honeyed" Chestnut	Châtaignier "Miel"
"15"	Stained Chestnut	Châtaignier Verni Noyer
"16"	Stained Okoumé	Okoumé Verni Noyer
"17"	White Lacquered	Laqué Blanc
"18"	Green Lacquered	Laqué Vert
"19"	RAL Lacquered	Laqué RAL
"20"	Lacquered Multilayer	Stratifié Laqué

Nota: Per la legenda dei simboli della destinazione e le indicazioni di scelta del rivestimento, consultare le informazioni tecniche riportate da pagina 198 a pagina 201 del Catalogo.

Note: Please refer to the technical information found in pages 199 and 201 of this Catalogue to be aware about indications for panels choice and legend of symbols.

Remarque: Pour la legend des symbols de la destination et les indications de choix du panneau, veuillez consulter les informations techniques des pages 200 et 201.

R I V E S T I M E N T I

serie Pantos Legno Pantografato

Struttura del pannello

Nei pannelli pantografati le figure rettangolari si rincorrono, acquistando morbidezza grazie agli angoli arrotondati. La serie è disponibile in diverse essenze e colori.

Milled Wood Panels Pantos Series

Structure of the panel

In the milled panels the sequence of rectangular patterns acquires a softness thanks to the rounded angles.
The series is available in different types of wood and colours.

Panneaux Série Pantos Bois Pantographié

Structure du panneau

Dans les panneaux pantographiés les figures rectangulaires se succèdent, en acquérant de la souplesse grâce aux angles arrondis.
La série est disponible en différents bois et couleurs.

essenze

Types of Wood

Bois

- CANOE-WOOD TINTO / STAINED CANOE-WOOD / CANOE-WOOD VERNI NOYER
- PINO NATURALE / NATURAL PINE / PIN NATUREL
- PINO TINTO / STAINED PINE / PIN VERNI NOYER
- MOGANO MEDIO / MEDIUM MAHOGANY / ACAJOU MOYEN
- DOUGLAS NATURALE / NATURAL DOUGLAS / DOUGLAS NATUREL
- DOUGLAS TINTO / STAINED DOUGLAS / DOUGLAS VERNI NOYER
- ROVERE "BIONDO" / "BLOND" OAK / CHENE "BLOND"
- ROVERE "MIELE" / "HONEYED" OAK / CHENE "MIEL"
- ROVERE TINTO / STAINED OAK / CHENE VERNI NOYER
- ROVERE SBIANCATO / WHITENED OAK / CHENE BLANCHI
- CILIEGIO / CHERRY / CERISIER
- ROVERE TINTO WENGÈ / OAK - WENGE FINISH / CHENE VERNI WENGE
- IROKO "MIELE" / "HONEYED" IROKO / IROKO "MIEL"
- CASTAGNO MIELE / "HONEYED" CHESTNUT / CHATAIGNIER "MIEL"
- OKOUMÈ TINTO / STAINED OKOUMÈ / OKOUMÈ VERNI NOYER
- CASTAGNO TINTO / STAINED CHESTNUT / CHATAIGNIER VERNI NOYER
- LACCATO RAL / RAL LACQUERED / LAQUÉ RAL

Legno Pantografato

Milled Panels with Round-Edged Corners
Panneaux Bois Pantographié à Angles Ronds

P-6BL › LACCATO ARANCIONE RAL 2011 ‹

P-6BL › ORANGE LACQUERED RAL 2011 ‹

P-6BL › LAQUE ORANGE RAL 2011 ‹

P-6BU › OKOUMÉ TINTO ‹

P-6BU › STAINED OKOUMÉ ‹

P-6BU › OKOUME VERNI NOYER ‹

P-1G › LACCATO VERDE RAL 6021 ‹

P-1G › GREEN LACQUERED RAL 6021 ‹

P-1G › LAQUE VERT RAL 6021 ‹

Legno Pantografato

Milled Panels with Round-Edged Corners
Panneaux Bois Pantographié à Angles Ronds

P-21B	ROVERE "MIELE"	
P-21B	"HONEYED" OAK	
P-21B	CHENE "MIEL"	

P-FU	IROKO "MIELE"	
P-FU	"HONEYED" IROKO	
P-FU	IROKO "MIEL"	

P-15B	MOGANO MEDIO	
P-15B	MEDIUM MAHOGANY	
P-15B	ACAJOU MOYEN	



RIVESTIMENTI

Legno Pantografato

Milled Panels with Round-Edged Corners
Panneaux Bois Pantographié à Angles Ronds

P-FV › LACCATO GRIGIO RAL 7040 ‹

P-FV › GREY LACQUERED RAL 7040 ‹

P-FV › LAQUE GRIS RAL 7040 ‹

P-9BU › CANOE-WOOD TINTO ‹

P-9BU › STAINED CANOE-WOOD ‹

P-9BU › CANOE-WOOD VERNI NOYER ‹

P-8BU › CANOE-WOOD TINTO ‹

P-8BU › STAINED CANOE-WOOD ‹

P-8BU › CANOE-WOOD VERNI NOYER ‹

Legno Pantografato

Milled Panels with Round-Edged Corners
Panneaux Bois Pantographié à Angles Ronds

P-7BL	LACCATO VERDE RAL 6009
P-7BL	GREEN LACQUERED RAL 6009
P-7BL	LAQUE VERT RAL 6009

P-15B	DOUGLAS TINTO
P-15B	STAINED DOUGLAS
P-15B	DOUGLAS VERNI NOYER

P-3BD	ROVERE TINTO
P-3BD	STAINED OAK
P-3BD	CHENE VERNI NOYER

Legno Pantografato

Milled Panels with Round-Edged Corners
Panneaux Bois Pantographié à Angles Ronds

J-CB › LACCATO ROSSO RAL 3002 ‹

J-CB › RED LACQUERED RAL 3002 ‹

J-CB › LAQUE ROUGE RAL 3002 ‹

J-3BU › LACCATO ROSSO RAL 3002 ‹

J-3BU › RED LACQUERED RAL 3002 ‹

J-3BU › LAQUE ROUGE RAL 3002 ‹

J-6BL › LACCATO GRIGIO RAL 7004 ‹

J-6BL › GREY LACQUERED RAL 7004 ‹

J-6BL › LAQUE GRIS RAL 7004 ‹

Legno Pantografato

Milled Panels with Round-Edged Corners
Panneaux Bois Pantographié à Angles Ronds



C-3BD › LACCATO VERDE RAL 6005 ‹
C-3BD › GREEN LACQUERED RAL 6005 ‹
C-3BD › LAQUE VERT RAL 6005 ‹

C-3BU › TINTO MIELE ‹
C-3BU › STAINED "HONEYED" ‹
C-3BU › VERNI "MIEL" ‹

C-CA › TINTO NOCE ‹
C-CA › STAINED WALNUT ‹
C-CA › VERNI NOYER ‹

RIVESTIMENTI

Legno Pantografato

Milled Panels with Round-Edged Corners
Panneaux Bois Pantographié à Angles Ronds

W-3BU › TANGANICA MEDIO ‹

W-3BU › MEDIUM TANGANYIKA ‹

W-3BU › TANGANYIKA MOYEN ‹

W-2BD › LACCATO VERDE RAL 6005 ‹

W-2BD › GREEN LACQUERED RAL 6005 ‹

W-2BD › LAQUE VERT RAL 6005 ‹

W-3BD › LACCATO BIANCO RAL 9010 ‹

W-3BD › WHITE LACQUERED RAL 9010 ‹

W-3BD › LAQUE BLANC RAL 9010 ‹

RIVESTIMENTI

Legno Pantografato

Milled Panels with Round-Edged Corners
Panneaux Bois Pantographié à Angles Ronds

• 1 Anta Single Door 1 Vantail • 2 Ante Double Door Double

Disegno e Codice / Model and Code / Modèle et Code	Essenza / Types of Wood / Bois	Destinazione / Use / Destination
P-9BU, P-15B, P-21B, P-9BU, P-15B, P-21B	"1" Canoe-Wood Tinto	❁❁❁❁
P-9BD, P-8BD, P-4BS, P-8BD	"2" Pino Naturale	❁❁❁
P-5BS, P-7BL, P-7BD, P-7BD	"3" Pino Tinto	❁❁❁❁
P-6BU, P-6BD, P-8BU, P-6BU, P-6BD, P-8BU	"4" Mogano Medio	❁❁❁❁
P-4BD, P-6BL, P-4BD, P-6BL	"5" Douglas Naturale	❁❁❁
	"6" Douglas Tinto	❁❁❁❁
	"7" Rovere "Biondo"	❁❁❁❁
	"8" Rovere "Miele"	❁❁❁❁
	"9" Rovere Tinto	❁❁❁❁
	"10" Ciliegio	❁❁❁
	"11" Iroko "Miele"	❁❁❁
	"12" Rovere Sbiancato	❁❁❁
	"13" Rovere Tinto Wengè	❁❁❁
	"14" Castagno Miele	❁❁❁❁
	"15" Castagno Tinto	❁❁❁❁
	"16" Okoumé Tinto	❁❁❁❁
	"17" Laccato Bianco	❁❁
	"18" Laccato Verde	❁❁
	"19" Laccato RAL	❁❁
	"20" Multistrato Laccato	❁❁❁❁

• 1 Anta Single Door 1 Vantail • 2 Ante Double Door Double

Disegno e Codice / Model and Code / Modèle et Code	Essenza / Types of Wood / Bois	Destinazione / Use / Destination
P-FT, P-FU, P-FZ	"1" Canoe-Wood Tinto	❁❁❁❁
P-3BU, P-3BD, P-2BD, P-3BU, P-3BD, P-2BD	"2" Pino Naturale	❁❁❁
P-FV, P-FW, P-IG	"3" Pino Tinto	❁❁❁❁
P-2BL, P-5BO, P-FQ, P-2BL, P-5BO	"4" Mogano Medio	❁❁❁❁
	"5" Douglas Naturale	❁❁❁
	"6" Douglas Tinto	❁❁❁❁
	"7" Rovere "Biondo"	❁❁❁❁
	"8" Rovere "Miele"	❁❁❁❁
	"9" Rovere Tinto	❁❁❁❁
	"10" Ciliegio	❁❁❁
	"11" Iroko "Miele"	❁❁❁
	"12" Rovere Sbiancato	❁❁❁
	"13" Rovere Tinto Wengè	❁❁❁
	"14" Castagno Miele	❁❁❁❁
	"15" Castagno Tinto	❁❁❁❁
	"16" Okoumé Tinto	❁❁❁❁
	"17" Laccato Bianco	❁❁
	"18" Laccato Verde	❁❁
	"19" Laccato RAL	❁❁
	"20" Multistrato Laccato	❁❁❁❁

"1"	Stained Canoe-Wood	Canoe-Wood Verni Noyer
"2"	Natural Pine	Pin Naturel
"3"	Stained Pine	Pin Verni Noyer
"4"	Medium Mahogany	Acajou Moyen
"5"	Natural Douglas	Douglas Naturel
"6"	Stained Douglas	Douglas Verni Noyer
"7"	"Blond" Oak	Chêne "Blond"
"8"	"Honeyed" Oak	Chêne "Miel"
"9"	Stained Oak	Chêne Verni Noyer
"10"	Cherry	Cerisier

"11"	"Honeyed" Iroko	Iroko "Miel"
"12"	Whitened Oak	Chêne Blanchi
"13"	Oak - Wenge Finish	Chêne Verni Wengé
"14"	"Honeyed" Chestnut	Châtaignier "Miel"
"15"	Stained Chestnut	Châtaignier Verni Noyer
"16"	Stained Okoumé	Okoumé Verni Noyer
"17"	White Lacquered	Laqué Blanc
"18"	Green Lacquered	Laqué Vert
"19"	RAL Lacquered	Laqué RAL
"20"	Lacquered Multilayer	Stratifié Laqué

Nota: Per la legenda dei simboli della destinazione e le indicazioni di scelta del rivestimento, consultare le informazioni tecniche riportate da pagina 198 a pagina 201 del Catalogo.

Note: Please refer to the technical information found in pages 199 and 201 of this Catalogue to be aware about indications for panels choice and legend of symbols.

Remarque: Pour la legend des symbols de la destination et les indications de choix du panneau, veuillez consulter les informations techniques des pages 200 et 201.

Legno Pantografato

Milled Panels with Round-Edged Corners
Panneaux Bois Pantographié à Angles Ronds

• 1 Anta — Single Door — 1 Vantail

Disegno e Codice Serie Pantos "C" Model and Code Pantos "C" Series Modèle et Code Sériee Pantos "C"	Essenza Types of Wood Bois	Destinazione Use Destination
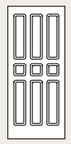 C-9BU	"1" Tinto Noce	❁❁❁❁
C-6BU	"2" Tinto Miele	❁❁❁
C-6BD	"3" Laccato Bianco	❁❁❁
C-8BU	"4" Laccato Verde	❁❁❁
C-IG	"5" Laccato RAL	❁❁❁
C-3BD		
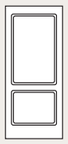 C-2BD		
C-CA		
C-CB		

• 1 Anta — Single Door — 1 Vantail

Disegno e Codice Serie Pantos "J" Model and Code Pantos "J" Series Modèle et Code Sériee Pantos "J"	Essenza Types of Wood Bois	Destinazione Use Destination
J-3BD	"3" Laccato Bianco	●
J-3BU	"4" Laccato Verde	●
J-6BU	"5" Laccato RAL	●
J-6BD		
J-6BL		
J-8BU		
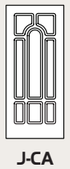 J-CA		
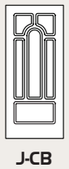 J-CB		

• 1 Anta — Single Door — 1 Vantail

Disegno e Codice Serie Pantos "Wind" Model and Code Pantos "Wind" Series Modèle et Code Sériee Pantos "Wind"	Essenza Types of Wood Bois	Destinazione Use Destination
W-3BD	"3" Laccato Bianco	❁❁❁
W-3BU	"4" Laccato Verde	❁❁❁
W-2BD	"5" Laccato RAL	❁❁❁
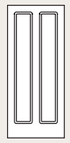 W-2BL	"6" Multistrato Laccato	❁❁❁❁
	"7" Tanganica medio	❁❁❁
	"8" Okoumé Tinto	❁❁❁❁
	"9" Pino Tinto	❁❁❁

• 1 Anta — Single Door — 1 Vantail

Disegno e Codice Serie Pantos "DOG" Model and Code Pantos "DOG" Series Modèle et Code Sériee Pantos "DOG"	Essenza Types of Wood Bois	Destinazione Use Destination
 P-DOG	"8" Okoumé Tinto	❁❁❁
	"9" Pino Tinto	❁❁❁❁

"1"	Stained Walnut	Noyer Verni
"2"	Stained "Honeyed"	"Miel" Verni
"3"	White Lacquered	Laqué Blanc
"4"	Green Lacquered	Laqué Vert
"5"	RAL Lacquered	Laqué RAL
"6"	Lacquered Multilayer	Stratifié Laqué
"7"	Medium Tanganyika	Tanganyika Moyen
"8"	Stained Okoumé	Okoumé Verni Noyer
"9"	Stained Pine	Pin Verni Noyer

Nota: Per la legenda dei simboli della destinazione e le indicazioni di scelta del rivestimento, consultare le informazioni tecniche riportate da pagina 198 a pagina 201 del Catalogo.

Note: Please refer to the technical information found in pages 199 and 201 of this Catalogue to be aware about indications for panels choice and legend of symbols.

Remarque: Pour la legend des symbols de la destination et les indications de choix du panneau, veuillez consulter les informations techniques des pages 200 et 201.

serie Proiezioni Legno Pantografato



Struttura del pannello

Il rincorrersi delle linee parallele crea originali simmetrie anche in questi pannelli pantografati.
La serie è disponibile in diverse essenze e colori.

Milled Wood Panels Proiezioni Series

Structure of the panel

The sequence of parallel lines creates original symmetries in these milled panels.
The series is available in different types of wood and colours.

Panneaux Série Proiezioni Bois Pantographié

Structure du panneau

La succession de lignes parallèles crée des symétries originales dans ces panneaux pantographiés également.
La série est disponible en différents bois et couleurs.

Essenze

Types of Wood

Bois

Legno Pantografato

Milled Panels
Panneaux Bois Pantographié

D-LO	CILIEGIO	
D-LO	CHERRY	
D-LO	CERISIER	

D-F09	ROVERE SBIANCATO	
D-F09	WHITENED OAK	
D-F09	CHENE BLANCHI	

D-LD	ROVERE TINTO	
D-LD	STAINED OAK	
D-LD	CHENE VERNI NOYER	

D-LA	LACCATO GRIGIO RAL 7040	
D-LA	GREY LACQUERED RAL 7040	
D-LA	LAQUE GRIS RAL 7040	

Legno Pantografato

Milled Panels
Panneaux Bois Pantographié

T-PER	PINO TINTO	D-LS	LACCATO BIANCO RAL 9003
T-PER	STAINED PINE	D-LS	WHITE LACQUERED RAL 9003
T-PER	PIN VERNI NOYER	D-LS	LAQUE BLANC RAL 9003

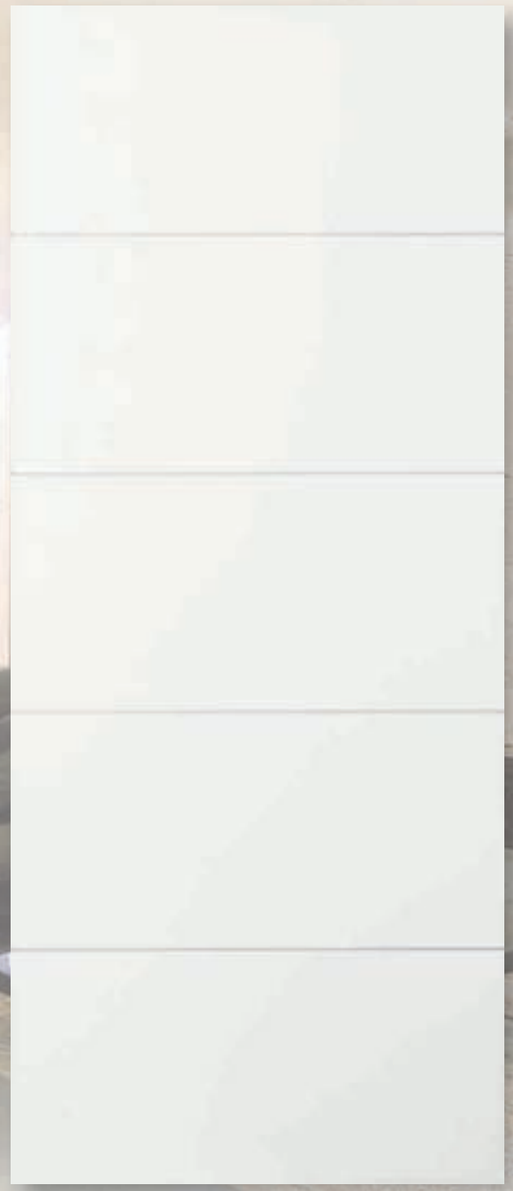

• 1 Anta Single Door 1 Vantail • 2 Ante Double Door Double

Disegno e Codice / Model and Code / Modèle et Code						Essenza / Types of Wood / Bois	Destinazione / Use / Destination
D-LA	T-PER			D-LA	T-PER	"1" Pino Naturale	❂❂❂
						"2" Pino Tinto	❂❂❂❂
						"3" Mogano Medio	❂❂❂❂
						"4" Rovere Tinto	❂❂❂❂
						"5" Rovere "Miele"	❂❂❂❂
						"6" Rovere "Biondo"	❂❂❂❂
						"7" Rovere Sbiancato	❂❂❂
						"8" Rovere Tinto Wengè	❂❂❂
						"9" Ciliegio	❂❂❂
D-LR	D-LP	D-LG	D-LF	D-LG	D-LF	"10" Okoumé Tinto	❂❂❂❂
						"11" Laccato Bianco	❂❂
						"12" Laccato Verde	❂❂
						"13" Laccato RAL	❂❂
						"14" Multistrato Laccato	❂❂❂❂
D-LQ	D-LO	D-LC	D-LB	D-LC	D-LB		
D-LM	D-LN	D-LE	D-LD	D-LE	D-LD		
D-LH	D-LI	D-F09	D-LS				

"1"	Natural Pine	Pin Naturel
"2"	Stained Pine	Pin Verni Noyer
"3"	Medium Mahogany	Acajou Moyen
"4"	Stained Oak	Chêne Verni Noyer
"5"	"Honeyed" Oak	Chêne "Miel"
"6"	"Blond" Oak	Chêne "Blond"
"7"	Whitened Oak	Chêne Blanchi
"8"	Oak - Wenge Finish	Chêne Verni Wengé
"9"	Cherry	Cerisier
"10"	Stained Okoumé	Okoumé Verni Noyer
"11"	White Lacquered	Laqué Blanc
"12"	Green Lacquered	Laqué Vert
"13"	RAL Lacquered	Laqué RAL
"14"	Lacquered Multilayer	Stratifié Laqué

Nota: Per la legenda dei simboli della destinazione e le indicazioni di scelta del rivestimento, consultare le informazioni tecniche riportate da pagina 198 a pagina 201 del Catalogo.

Note: Please refer to the technical information found in pages 199 and 201 of this Catalogue to be aware about indications for panels choice and legend of symbols.

Remarque: Pour la legend des symbols de la destination et les indications de choix du panneau, veuillez consulter les informations techniques des pages 200 et 201.

R I V E S T I M E N T I

serie Antiqua Legno Pantografato

Struttura del pannello

Geometrie rigorose, arricchite da disegni ed inserti, conferiscono al pannello pantografato un fascino antico.
La serie è disponibile in diverse essenze.

Milled Wood Panels Antiqua Series

Structure of the panel

Rigorous shapes, enriched by drawings and studs, give an antique charm to the milled panel.
The series is available in different types of wood.

Panneaux Série Antiqua Bois Pantographié

Structure du panneau

Des géométries rigoureuses, enrichies par des dessins et des éléments insérés, confèrent au panneau pantographié un charme ancien.
La série est disponible en différents bois.

essenze

Types of Wood Bois

- CANOE-WOOD TINTO / STAINED CANOE-WOOD / CANOE-WOOD VERNI NOYER
- PINO NATURALE / NATURAL PINE / PIN NATUREL
- PINO TINTO / STAINED PINE / PIN VERNI NOYER
- MOGANO MEDIO / MEDIUM MAHOGANY / ACAJOU MOYEN
- ROVERE TINTO / STAINED OAK / CHENE VERNI NOYER
- ROVERE "MIELE" / "HONEYED" OAK / CHENE "MIEL"
- ROVERE "BIONDO" / "BLOND" OAK / CHENE "BLOND"
- ROVERE TINTO WENGÈ / OAK - WENGE FINISH / CHENE VERNI WENGE
- CASTAGNO TINTO / STAINED CHESTNUT / CHATAIGNIER VERNI NOYER
- DOUGLAS NATURALE / NATURAL DOUGLAS / DOUGLAS NATUREL
- DOUGLAS TINTO / STAINED DOUGLAS / DOUGLAS VERNI NOYER
- OKOUMÉ TINTO / STAINED OKOUMÉ / OKOUME VERNI NOYER
- IROKO "MIELE" / "HONEYED" IROKO / IROKO "MIEL"
- LACCATO RAL / RAL LACQUERED / LAQUE RAL
- CILIEGIO / CHERRY / CERISIER

Legno Pantografato

Milled Panels
Panneaux Bois Pantographié

A-UC	ROVERE TINTO	
A-UC	STAINED OAK	
A-UC	CHENE VERNI NOYER	



A-UF	ROVERE TINTO WENGÈ	
A-UF	OAK-WENGE FINISH	
A-UF	CHENE VERNI WENGE	

A-UE	PINO TINTO	
A-UE	STAINED PINE	
A-UE	PIN VERNI NOYER	

A-UM	DOUGLAS TINTO	
A-UM	STAINED DOUGLAS	
A-UM	DOUGLAS VERNI NOYER	

RIVESTIMENTI

Legno Pantografato

Milled Panels
Panneaux Bois Pantographié

A-UD	DOUGLAS NATURALE	A-UZ	LACCATO BIANCO RAL 9003
A-UD	NATURAL DOUGLAS	A-UZ	WHITE LACQUERED RAL 9003
A-UD	DOUGLAS NATUREL	A-UZ	LAQUE BLANC RAL 9003

• 1 Anta Single Door 1 Vantail

Disegno e Codice
Model and Code
Modèle et Code

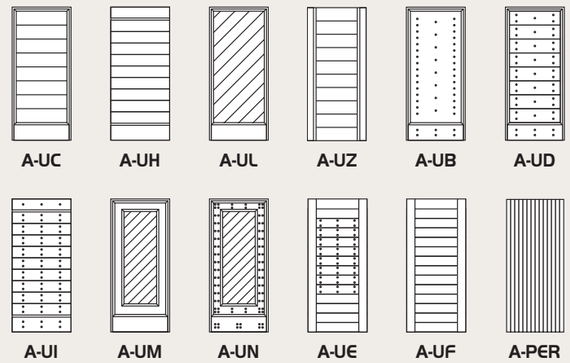

Essenza / Types of Wood / Bois	Destinazione / Use / Destination
"1" Canoe-Wood Tinto	❂❂❂❂
"2" Pino Naturale	❂❂❂
"3" Pino Tinto	❂❂❂❂
"4" Mogano Medio	❂❂❂❂
"5" Rovere Tinto	❂❂❂❂
"6" Rovere "Miele"	❂❂❂❂
"7" Rovere "Biondo"	❂❂❂❂
"8" Rovere Tinto Wengè	❂❂❂❂
"9" Castagno Tinto	❂❂❂❂
"10" Douglas Naturale	❂❂❂
"11" Douglas Tinto	❂❂❂❂
"12" Iroko "Miele"	❂❂❂❂
"13" Ciliegio	❂❂❂❂
"14" Okoumé Tinto	❂❂❂❂
"15" Laccato RAL	❂❂❂
"16" Multistrato Laccato	❂❂❂❂

"1"	Stained Canoe-Wood	Canoe-Wood Verni Noyer
"2"	Natural Pine	Pin Naturel
"3"	Stained Pine	Pin Verni Noyer
"4"	Medium Mahogany	Acajou Moyen
"5"	Stained Oak	Chêne Verni Noyer
"6"	"Honeyed" Oak	Chêne "Miel"
"7"	"Blond" Oak	Chêne "Blond"
"8"	Oak - Wenge Finish	Chêne Verni Wengé
"9"	Stained Chestnut	Châtaignier Verni Noyer
"10"	Natural Douglas	Douglas Naturel
"11"	Stained Douglas	Douglas Verni Noyer
"12"	"Honeyed" Iroko	Iroko "Miel"
"13"	Cherry	Cerisier
"14"	Stained Okoumé	Okoumé Verni Noyer
"15"	RAL Lacquered	Laqué RAL
"16"	Lacquered Multilayer	Stratifié Laqué

Nota: Per la legenda dei simboli della destinazione e le indicazioni di scelta del rivestimento, consultare le informazioni tecniche riportate da pagina 198 a pagina 201 del Catalogo.

Note: Please refer to the technical information found in pages 199 and 201 of this Catalogue to be aware about indications for panels choice and legend of symbols.

Remarque: Pour la legend des symbols de la destination et les indications de choix du panneau, veuillez consulter les informations techniques des pages 200 et 201.

serie Scultura Legno Massiccio

Struttura del pannello

In questi pannelli dall'espressività potente e raffinata, la scultura si coniuga con l'architettura d'interni e l'arte diventa parte integrante della quotidianità domestica, facendo sì che la porta comunichi sensazioni e susciti emozioni attraverso la perfezione tecnica di un grande maestro scultore.

Solid Wood Panels Scultura Series

Structure of the panel

Strong and refined expressiveness of these panels, whose sculpture matches with interiors architecture and art, becoming part of daily house living, so the door instils sensations and emotions due to technique perfection of a great master wood-carver.

Panneaux Série Scultura Bois Massif

Structure du panneau

Dans ces panneaux dont la puissance expressive est très forte et raffinée, la sculpture se lie à l'architecture d'intérieur et l'art devient partie intégrante de la quotidienneté de la maison, ce qui fait que la porte communique des sensations et suscite des émotions à travers la perfection technique d'un grand maître sculpteur.

AEGIPTA › IROKO "MIELE" ‹

AEGIPTA › "HONEYED" IROKO ‹

AEGIPTA › IROKO "MIEL" ‹

ATHAENA › IROKO "MIELE" ‹

ATHAENA › "HONEYED" IROKO ‹

ATHAENA › IROKO "MIEL" ‹

MAYA › IROKO "MIELE" ‹

MAYA › "HONEYED" IROKO ‹

MAYA › IROKO "MIEL" ‹

Scultore italiano Nerone Ceccarelli

Ecco come un rivestimento può diventare una vera e propria opera d'arte: originale, unica, capace di mantenere ed aumentare il proprio valore nel tempo.
I pannelli di questa serie, infatti, sono il frutto dell'estro dello scultore italiano Nerone che vi ha rappresentato disegni astratti di grande originalità, ispirati alle grandi civiltà del passato.
I pannelli, scolpiti su tavole di legno iroko, sono realizzati in tiratura limitata, numerata e certificata.

Italian sculptor Nerone Ceccarelli

An example of how a panel can become a genuine work of art: original, unique, capable of maintaining and enhancing its value over time.
The panels of this series, in fact, are a product of the inspiration of the Italian sculptor Nerone who has reproduced abstract motives of great originality, inspired by past civilizations.
The panels, carved on Iroko wooden boards, are produced in limited version, numbered, and certified.

Sculpteur italien Nerone Ceccarelli

Voilà comment un panneau peut devenir une véritable œuvre d'art: originale, unique, à même de maintenir et d'augmenter sa valeur au cours des années.
Les panneaux de cette série sont en effet le fruit de la fantaisie du sculpteur italien Nerone qui a représenté des dessins abstraits très originaux, en s'inspirant des civilisations du passé.
Les panneaux, sculptés sur des planches en bois iroko, sont effectués à tirage limité, numéroté et certifié.

serie Legni e Poeti Legno Massiccio

Struttura del pannello

Il legno massiccio si anima di preziosi rilievi, frutto di una sapiente maestria artigiana, che ne mettono in evidenza la salda espressività.
La serie è disponibile in diverse essenze e colori.

Solid Wood Panels
Legni e Poeti Series

Structure of the panel

The solid wood is animated by precious reliefs, product of a learned craftmanship, which point out its solid expressiveness.
The series is available in different types of wood and colours.

Panneaux
Série Legni e Poeti
Bois Massif

Structure du panneau

Le bois massif s'enrichit de reliefs précieux, qui sont le fruit d'un savoir-faire artisanal, qui en soulignent l'expressivité remarquable.
La série est disponible en différents bois et couleurs.

Essenze

Types of Wood / Bois



Legno Massiccio

Solid Wood Panels
Panneaux Bois Massif

BEATRICE › FRASSINO SPAZZOLATO LACCATO ‹

BEATRICE › BRUSHED LACQUERED ASH ‹

BEATRICE › FRENE BROSSE LAQUE ‹

M-2BD/A › NOCE NAZIONALE MEDIO ‹

M-2BD/A › ITALIAN MEDIUM WALNUT ‹

M-2BD/A › NOYER NATIONAL MOYEN ‹

M-3BD/A › ABETE NATURALE ‹

M-3BD/A › NATURAL SPRUCE ‹

M-3BD/A › SAPIN NATUREL ‹

Legno Massiccio

Solid Wood Panels
Panneaux Bois Massif

DELFINO › CASTAGNO ANTICATO ‹

DELFINO › AGED CHESTNUT ‹

DELFINO › CHATAIGNIER ANCIEN ‹

M-2BT/A › TIGLIO SCURO ‹

M-2BT/A › DARK LINDEN ‹

M-2BT/A › TILLEUL FONCE ‹

M-6BU/M › ROBINIA "MIELE" ‹

M-6BU/M › "HONEYED" ROBINIA ‹

M-6BU/M › ROBINIA "MIEL" ‹

Legno Massiccio

Solid Wood Panels
Panneaux Bois Massif

M-4BD/M › NOCE NAZIONALE NATURALE ‹

M-4BD/M › ITALIAN NATURAL WALNUT ‹

M-4BD/M › NOYER NATIONAL NATUREL ‹

DANIELA › ROVERE "MIELE" ‹

DANIELA › "HONEYED" OAK ‹

DANIELA › CHENE "MIEL" ‹

M-6BL/M › CIPRESSO ROSSO ‹

M-6BL/M › RED STAINED CYPRESS ‹

M-6BL/M › CYPRES VERNI ROUGE ‹

Legno Massiccio

Solid Wood Panels
Panneaux Bois Massif

M-6BD/M › OLMO "MIELE" ‹

M-6BD/M › "HONEYED" ELM ‹

M-6BD/M › ORME "MIEL" ‹

M-6BD/M › LACCATO VERDE RAL 6005 ‹

M-6BD/M › GREEN LACQUERED RAL 6005 ‹

M-6BD/M › LAQUE VERT RAL 6005 ‹

M-4BD/M › LACCATO BIANCO RAL 9010 ‹

M-4BD/M › WHITE LACQUERED RAL 9010 ‹

M-4BD/M › LAQUE BLANC RAL 9010 ‹

Legno Massiccio

Solid Wood Panels
Panneaux Bois Massif

M-6BL/M › LACCATO GRIGIO RAL 7004 ‹

M-6BL/M › GREY LACQUERED RAL 7004 ‹

M-6BL/M › LAQUE GRIS RAL 7004 ‹

BEATRICE › OLMO "MIELE" ‹

BEATRICE › "HONEYED" ELM ‹

BEATRICE › ORME "MIEL" ‹

Legno Massiccio

Solid Wood Panels
Panneaux Bois Massif

• 1 Anta Single Door 1 Vantail • 2 Ante Double Door Double

Disegno e Codice Serie Arte Povera Model and Code Arte Povera Series Modèle et Code Série Arte Povera	Essenza Types of Wood Bois	Destinazione Use Destination
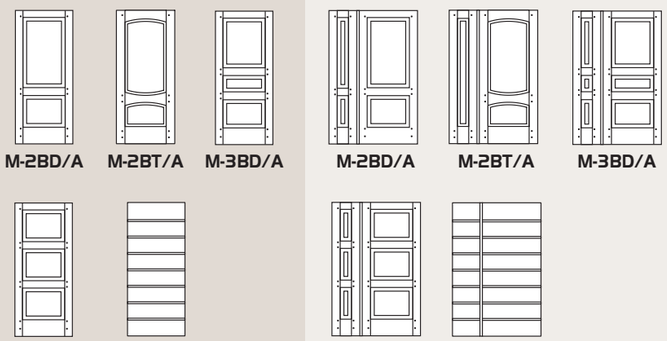 M-2BD/A, M-2BT/A, M-3BD/A, M-2BD/A, M-2BT/A, M-3BD/A, M-3BU/A, MERCANTILE, M-3BU/A, MERCANTILE	"1" Castagno Anticato	❁❁❁
	"2" Rovere Miele	❁❁❁
	"3" Tiglio Scuro	❁❁
	"4" Cipresso Rosso	❁❁❁
	"5" Robinia Miele	❁❁❁
	"6" Olivo Cerato	❁❁❁
	"7" Noce Naturale	❁❁❁
	"8" Abete Naturale	❁
	"9" Olmo Miele	❁❁❁
	"10" Ciliegio	❁❁
	"11" Frassino spazzolato lacc.	❁❁

• 1 Anta Single Door 1 Vantail • 2 Ante Double Door Double

Disegno e Codice Serie Vecchia Milano Model and Code Vecchia Milano Series Modèle et Code Série Vecchia Milano	Essenza Types of Wood Bois	Destinazione Use Destination
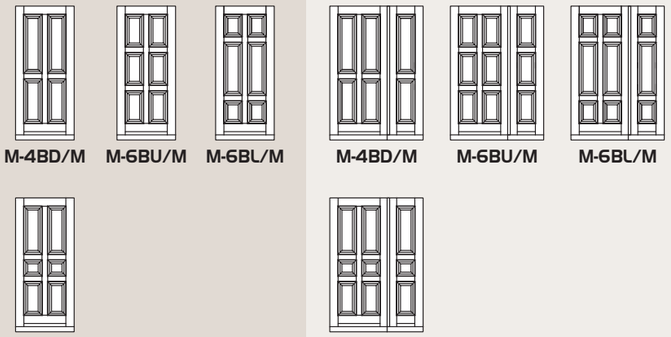 M-4BD/M, M-6BU/M, M-6BL/M, M-4BD/M, M-6BU/M, M-6BL/M, M-6BD/M, M-6BD/M	"1" Castagno Anticato	❁❁❁❁
	"2" Rovere Miele	❁❁❁❁
	"3" Tiglio Scuro	❁❁❁
	"4" Cipresso Rosso	❁❁❁❁
	"5" Robinia Miele	❁❁❁❁
	"6" Olivo Cerato	❁❁❁❁
	"7" Noce Naturale	❁❁❁❁
	"8" Abete Naturale	❁❁
	"9" Olmo Miele	❁❁❁❁
	"10" Ciliegio	❁❁❁
	"11" Frassino spazzolato lacc.	❁❁❁
	"12" Laccato RAL	❁❁❁

• 1 Anta Single Door 1 Vantail • 2 Ante Double Door Double

Disegno e Codice Model and Code Modèle et Code	Essenza Types of Wood Bois	Destinazione Use Destination
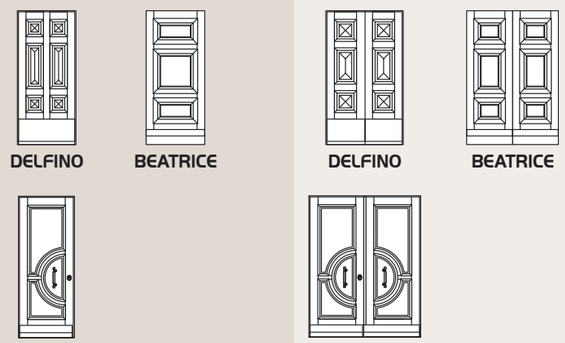 DELFINO, BEATRICE, DELFINO, BEATRICE, RIVOLI, RIVOLI	"1" Castagno Anticato	❁❁❁
	"2" Rovere Miele	❁❁❁
	"3" Tiglio Scuro	❁❁
	"4" Cipresso Rosso	❁❁❁
	"5" Robinia Miele	❁❁❁
	"6" Olivo Cerato	❁❁❁
	"7" Noce Naturale	❁❁❁
	"8" Abete Naturale	❁
	"9" Olmo Miele	❁❁❁
	"10" Ciliegio	❁❁
	"11" Frassino spazzolato lacc.	❁❁
 DANIELA, SIDONIA	"1" Castagno Anticato	❁❁
	"2" Rovere Miele	❁❁
	"3" Tiglio Scuro	❁❁
	"4" Cipresso Rosso	❁❁
	"5" Robinia Miele	❁❁
	"6" Olivo Cerato	❁❁
	"7" Noce Naturale	❁❁
	"8" Abete Naturale	❁❁
	"9" Olmo Miele	❁❁
	"10" Ciliegio	❁❁
	"11" Frassino spazzolato lacc.	❁❁
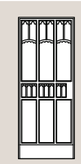 CASTELLO	"1" Castagno Tinto	❁❁❁
	"2" Rovere Tinto	❁❁❁
	"7" Noce Nazionale	❁❁❁

Nota: Per la legenda dei simboli della destinazione e le indicazioni di scelta del rivestimento, consultare le informazioni tecniche riportate da pagina 198 a pagina 201 del Catalogo.

Note: Please refer to the technical information found in pages 199 and 201 of this Catalogue to be aware about indications for panels choice and legend of symbols.

Remarque: Pour la legend des symbols de la destination et les indications de choix du panneau, veuillez consulter les informations techniques des pages 200 et 201.

"1"	Aged Chestnut	Châtaignier Ancien
"2"	"Honeyed" Oak	Chêne "Miel"
"3"	Dark Linden	Tilleul Fonce
"4"	Stained Red Cypress	Cypres Verni Rouge
"5"	"Honeyed" Robinia	Robinia "Miel"
"6"	Olive Tree	Olivier
"7"	Italian Natural Walnut	Noyer National Naturel
"8"	Natural Spruce	Sapin Naturel
"9"	"Honeyed" Elm	Orme "Miel"
"10"	Cherry	Cerisier
"11"	Brushed Lacquered Ash	Frene Brosse Laqué
"12"	RAL Lacquered	Laqué RAL

serie Country

Legno Multistrato intelaiato



Struttura del pannello

Le calde tonalità dei legni più tradizionali – dal castagno al ciliegio, dal rovere al noce – e la solida semplicità dei disegni dei pannelli collaborano a creare ambienti intimi, accoglienti e rilassanti.
La serie è disponibile in diverse essenze e colori.

Multileyer Wood Panels Country Series

Structure of the panel

Warm shades of traditional woods - from chestnut to cherry, from oak to walnut - and the sound easy panel pattern help to make up an inner, comfortable and relaxing home background.
The series is available in different types of wood and colours.

Panneaux Série Country Bois Stratifié

Structure du panneau

Le tons chauds des bois le plus traditionnels - du châtaignier au cerisier, du chêne au noyer - et la simplicité solide des dessins des panneaux collaborent à créer des milieux intimes, accueillants qui détendent.
La série est disponible en différents bois et couleurs.

Essenze
Types of Wood
Bois

Legno Multistrato Intelaiato finto massello

Multilayer Panels
Panneaux Bois Stratifié

Y-4BD/T	ROVERE TINTO
Y-4BD/T	STAINED OAK
Y-4BD/T	CHENE VERNI NOYER

Y-3BD/T	MOGANO RINA TINTO
Y-3BD/T	STAINED RINA MAHOGANY
Y-3BD/T	ACAJOU RINA VERNI NOYER

Y-2BD/P	NOCE NAZIONALE
Y-2BD/P	ITALIAN WALNUT
Y-2BD/P	NOYER NATIONAL

Legno Multistrato Intelaiato finto massello

Multilayer Panels
Panneaux Bois Stratifié

Y-4BD/P › NOCE NAZIONALE ‹

Y-4BD/P › ITALIAN WALNUT ‹

Y-4BD/P › NOYER NATIONAL ‹

• 1 Anta Single Door 1 Vantail • 2 Ante Double Door Double

Disegno e Codice Serie Country "T" / Model and Code Country "T" Series / Modèle et Code Série Country "T"	Essenza / Types of Wood / Bois	Destinazione / Use / Destination
"1"	Okoumé Tinto Noce	
"2"	Okoumé Laccato RAL	
"3"	Castagno Tinto	
"4"	Rovere Tinto	
"5"	Rovere "Miele"	
"6"	Rovere "Biondo"	
"7"	Ciliegio	
"8"	Noce Nazionale	
"9"	Mogano RINA Tinto	

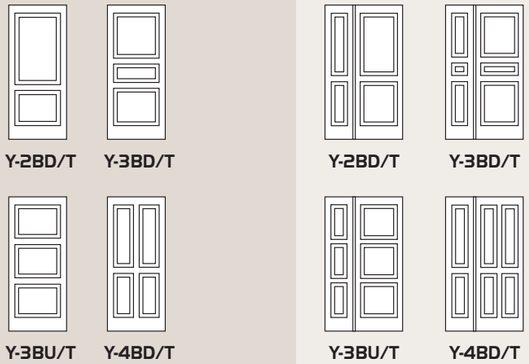

• 1 Anta Single Door 1 Vantail • 2 Ante Double Door Double

Disegno e Codice Serie Country "P" / Model and Code Country "P" Series / Modèle et Code Série Country "P"	Essenza / Types of Wood / Bois	Destinazione / Use / Destination
"1"	Okoumé Tinto Noce	
"2"	Okoumé Laccato RAL	
"3"	Castagno Tinto	
"4"	Rovere Tinto	
"5"	Rovere "Miele"	
"6"	Rovere "Biondo"	
"7"	Ciliegio	
"8"	Noce Nazionale	
"9"	Mogano RINA Tinto	

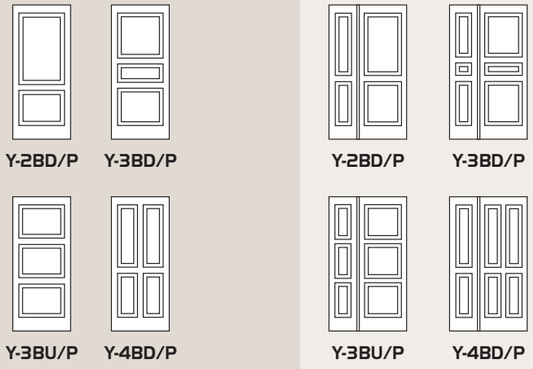

"1"	Stained Okoumé	Okoumé Verni Noyer
"2"	RAL Lacquered Okoumé	Okoumé Laqué RAL
"3"	Stained Chestnut	Châtaignier Verni Noyer
"4"	Stained Oak	Chêne Verni Noyer
"5"	"Honeyed" Oak	Chêne "Miel"
"6"	"Blond" Oak	Chêne "Blond"
"7"	Cherry	Cerisier
"8"	Italian Walnut	Noyer National
"9"	Stained RINA Mahogany	Acajou RINA Verni Noyer

Nota: Per la legenda dei simboli della destinazione e le indicazioni di scelta del rivestimento, consultare le informazioni tecniche riportate da pagina 198 a pagina 201 del Catalogo.

Note: Please refer to the technical information found in pages 199 and 201 of this Catalogue to be aware about indications for panels choice and legend of symbols.

Remarque: Pour la legend des symbols de la destination et les indications de choix du panneau, veuillez consulter les informations techniques des pages 200 et 201.

RIVESTIMENTI

serie

- Elite
- Linea
- Classica
- Barocca
- Europa

Legno Massiccio

SOLID WOOD PANELS

Elite Series
Linea Series
Classica Series
Barocca Series
Europa Series

PANNEAUX BOIS MASSIF

Série Elite
Série Linea
Série Classica
Série Barocca
Série Europa

Essenze

Types of Wood

Bois

Struttura del pannello

La semplicità degli elementi geometrici si coniuga alla perfezione con la robustezza del rivestimento in legno multistrato e massiccio.
La serie è disponibile in diverse essenze e colori.

Solid Wood Panels Elite Series

Structure of the panel

The simplicity of the geometrical elements perfectly combine to the robustness of the multilayer and solid wood panel.
The series is available in different types of wood and colours.

Panneaux Série Elite Bois Massif

Structure du panneau

La simplicité des éléments géométriques s'harmonise parfaitement avec la solidité du panneau en bois stratifié et massif.
La série est disponible en différents bois.

IM-01	DOUGLAS TINTO	IM-03 IROKO "MIELE"
IM-01	STAINED DOUGLAS	IM-03 "HONEYED" IROKO
IM-01	DOUGLAS VERNI NOYER	IM-03 IROKO "MIEL"

Legno Massiccio

Solid Wood Panels
Panneaux Bois Massif

IM-05	**CANOE-WOOD TINTO**
IM-05	STAINED CANOE-WOOD
IM-05	CANOE-WOOD VERNI NOYER

IM-02	**ROVERE BIONDO**
IM-02	"BLOND" OAK
IM-02	CHENE "BLOND"

Struttura del pannello

Il susseguirsi di linee orizzontali, verticali ed oblique rende moderni e giovani questi pannelli in legno multistrato e massiccio.
La serie è disponibile in diverse essenze e colori.

Solid Wood Panels Linea Series

Structure of the panel

The succession of horizontal, vertical and oblique lines give the multilayer and solid wood panels a contemporary and modern look.
The series is available in different types of wood and colours.

Panneaux Série Linea Bois Massif

Structure du panneau

La succession de lignes horizontales, verticales et obliques rend ces panneaux en bois stratifié et massif modernes et jeunes.
La série est disponible en différents bois.

M-PER › DOUGLAS NATURALE ‹

M-PER › NATURAL DOUGLAS ‹

M-PER › DOUGLAS NATUREL ‹

M-LF › ROVERE BIONDO ‹

M-LF › "BLOND" OAK ‹

M-LF › CHENE "BLOND" ‹

RIVESTIMENTI

Legno Massiccio

Solid Wood Panels
Panneaux Bois Massif



M - L C › LACCATO BIANCO/ROSSO ‹

M - L C › WHITE/RED LACQUERED ‹

M - L C › LAQUE BLANC/ROUGE ‹

M - L G › DOUGLAS NATURALE/LACCATO GRIGIO ‹

M - L G › NATURAL DOUGLAS/GREY LACQUERED ‹

M - L G › DOUGLAS NATUREL/LAQUE GRIS ‹

M - L D › MOGANO RINA TINTO ‹

M - L D › STAINED RINA MAHOGANY ‹

M - L D › ACAJOU RINA VERNI NOYER ‹

Struttura del pannello

La declinazione di diverse forme geometriche crea combinazioni movimentate e dà al pannello in legno massiccio un'estetica moderna e ricca di stile.
La serie è disponibile in diverse essenze.

Solid Wood Panels Classica Series

Structure of the panel

The declination of different geometrical shapes results in lively combinations and gives the solid panel a modern and stylish look.
The series is available in different types of wood.

Panneaux Série Classica Bois Massif

Structure du panneau

L'assortiment de différentes formes géométriques crée des combinaisons mouvementées et confère au panneau en bois massif une esthétique moderne et élégante.
La série est disponible en différents bois.

M-CE	ROVERE TINTO
M-CE	STAINED OAK
M-CE	CHENE VERNI NOYER

M-CF	ROVERE BIONDO
M-CF	"BLOND" OAK
M-CF	CHENE "BLOND"

Legno Massiccio

Solid Wood Panels
Panneaux Bois Massif



M - C D › CANOE-WOOD TINTO ‹

M - C D › STAINED CANOE-WOOD ‹

M - C D › CANOE-WOOD VERNI NOYER ‹

M - C B › CANOE-WOOD TINTO ‹

M - C B › STAINED CANOE-WOOD ‹

M - C B › CANOE-WOOD VERNI NOYER ‹

Struttura del pannello

Il susseguirsi delle forme geometriche crea disegni e composizioni in cui alla razionalità si accompagna il calore.
La serie è disponibile in diverse essenze.

Solid Wood Panels Barocca Series

Structure of the panel

The succession of geometrical shapes creates patterns and compositions of combined rationality and warmth.
The series is available in different types of wood.

Panneaux Série Barocca Bois Massif

Structure du panneau

La succession des formes géométriques crée des dessins et des compositions où la rationalité s'harmonise avec la chaleur.
La série est disponible en différents bois.

M-15B/B › CANOE-WOOD TINTO ‹

M-15B/B › STAINED CANOE-WOOD ‹

M-15B/B › CANOE-WOOD VERNI NOYER ‹

M-9BU/B › PINO TINTO ‹

M-9BU/B › STAINED PINE ‹

M-9BU/B › PIN VERNI NOYER ‹

Legno Massiccio

Solid Wood Panels
Panneaux Bois Massif

M-4BD/B › CANOE-WOOD TINTO ‹

M-4BD/B › STAINED CANOE-WOOD ‹

M-4BD/B › CANOE-WOOD VERNI NOYER ‹

M-21B/B › DOUGLAS NATURALE ‹

M-21B/B › NATURAL DOUGLAS ‹

M-21B/B › DOUGLAS NATUREL ‹

M-8BD/B › MOGANO RINA TINTO ‹

M-8BD/B › STAINED RINA MAHOGANY ‹

M-8BD/B › ACAJOU RINA VERNI NOYER ‹

Legno Massiccio

Solid Wood Panels
Panneaux Bois Massif

M-6BD/B	**CANOE-WOOD TINTO**
M-6BD/B	STAINED CANOE-WOOD
M-6BD/B	CANOE-WOOD VERNI NOYER

M-9BD/B	**DOUGLAS TINTO**
M-9BD/B	STAINED DOUGLAS
M-9BD/B	DOUGLAS VERNI NOYER

M-6BU/B	**ROVERE BIONDO**
M-6BU/B	"BLOND" OAK
M-6BU/B	CHENE "BLOND"

Struttura del pannello

Quadrati e rettangoli realizzati su legno massiccio donano rigore, robustezza e maestosità al pannello.
La serie è disponibile in diverse essenze.

Solid Wood Panels Europa Series

Structure of the panel

Squares and rectangles produced on solid wood confer robustness, solidity and grandeur.
The series is available in different types of wood.

Panneaux Série Europa Bois Massif

Structure du panneau

Des carrés et des rectangles réalisés sur bois massif confèrent de la rigueur, de la solidité et de la majesté au panneau.
La série est disponible en différents bois.

M-15B	PINO NATURALE	
M-15B	NATURAL PINE	
M-15B	PIN NATUREL	

M-6BU	ROVERE BIONDO	
M-6BU	"BLOND" OAK	
M-6BU	CHENE "BLOND"	

RIVESTIMENTI

Legno Massiccio

Solid Wood Panels
Panneaux Bois Massif

M-21B	**CANOE-WOOD TINTO**
M-21B	STAINED CANOE-WOOD
M-21B	CANOE-WOOD VERNI NOYER

M-6BL	**PINO TINTO**
M-6BL	STAINED PINE
M-6BL	PIN VERNI NOYER

M-9BD	**PINO NATURALE**
M-9BD	NATURAL PINE
M-9BD	PIN NATUREL

RIVESTIMENTI

Legno Massiccio

Solid Wood Panels
Panneaux Bois Massif

M-8BD	**CANOE-WOOD TINTO**
M-8BD	STAINED CANOE-WOOD
M-8BD	CANOE-WOOD VERNI NOYER

M - 4 B D	**PINO TINTO**
M - 4 B D	STAINED PINE
M - 4 B D	PIN VERNI NOYER

• 1 Anta Single Door 1 Vantail

Disegno e Codice Serie Elite Model and Code Elite Series Modèle et Code Sériee Elite	Essenza Types of Wood Bois	Destinazione Use Destination
	"1" Canoe-Wood Tinto	❁❁❁❁
	"2" Pino Naturale	❁❁❁
	"3" Pino Tinto	❁❁❁❁
	"5" Douglas Naturale	❁❁❁
	"6" Douglas Tinto	❁❁❁❁
	"8" Rovere "Biondo"	❁❁❁❁
	"9" Rovere "Miele"	❁❁❁❁
	"10" Rovere Tinto	❁❁❁❁
	"13" Iroko "Miele"	❁❁❁❁

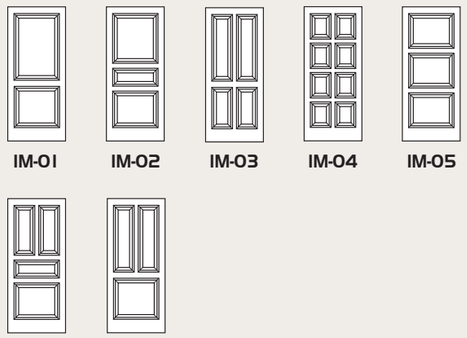

Attenzione: questi pannelli hanno l'intelaiatura in legno massiccio, le bugne sono in multistrato marino a fibre parallele.

Attention: these panels combine solid wood frame and flat parts; turned and milled parts are produced in multilayer materials.

Attention: ces panneaux ont le châssis en bois massif, les carreaux sont en stratifié marin à fibres parallèles.

• 1 Anta Single Door 1 Vantail • 2 Ante Double Door Double

Disegno e Codice Serie Linea Model and Code Linea Series Modèle et Code Série Linea	Essenza Types of Wood Bois	Destinazione Use Destination
	"1" Canoe-Wood Tinto	❁❁❁❁
	"2" Pino Naturale	❁❁❁
	"3" Pino Tinto	❁❁❁❁
	"4" Mogano "Rina" Tinto	❁❁❁❁❁
	"5" Douglas Naturale	❁❁❁
	"6" Douglas Tinto	❁❁❁❁
	"8" Rovere "Biondo"	❁❁❁❁
	"9" Rovere "Miele"	❁❁❁❁
	"10" Rovere Tinto	❁❁❁❁
	"11" Noce Nazionale	❁❁❁❁
	"12" Ciliegio	❁❁❁❁
	"17" Multistrato Laccato	❁❁❁❁

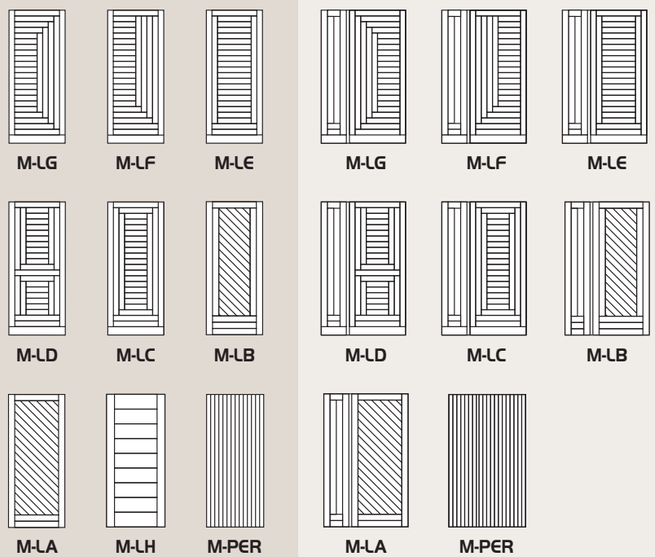

Attenzione: questi pannelli sono realizzati con compensato marino impiallacciato lavorato come massello, con doghe perimetrali massicce.

Attention: these panels combine a solid wood frame and milled parts in multilayer materials.

Attention: ces panneaux sont réalisés en contreplaqué marin plaqué imitation bois massif, dont douves massives sur le perimètre.

• 1 Anta Single Door 1 Vantail • 2 Ante Double Door Double

Disegno e Codice Serie Classica Model and Code Classica Series Modèle et Code Série Classica	Essenza Types of Wood Bois	Destinazione Use Destination
	"1" Canoe-Wood Tinto	❁❁❁
	"2" Pino Naturale	❁❁❁
	"3" Pino Tinto	❁❁❁
	"7" Rovere Naturale	❁❁❁
	"8" Rovere "Biondo"	❁❁❁
	"9" Rovere "Miele"	❁❁❁
	"10" Rovere Tinto	❁❁❁
	"11" Noce Nazionale	❁❁
	"12" Ciliegio	❁❁
	"13" Iroko "Miele"	❁❁
	"14" Castagno Miele	❁❁❁❁
	"15" Castagno Tinto	❁❁❁❁
	"16" Okoumè Tinto	❁❁❁❁
	"1" Canoe-Wood Tinto	❁❁❁
	"2" Pino Naturale	❁❁❁
	"3" Pino Tinto	❁❁❁
	"7" Rovere Naturale	❁❁❁
	"8" Rovere "Biondo"	❁❁❁
	"9" Rovere "Miele"	❁❁❁
	"10" Rovere Tinto	❁❁❁
	"11" Noce Nazionale	❁❁
	"12" Ciliegio	❁❁
	"13" Iroko "Miele"	❁❁
	"14" Castagno Miele	❁❁❁
	"15" Castagno Tinto	❁❁❁
	"16" Okoumè Tinto	❁❁❁

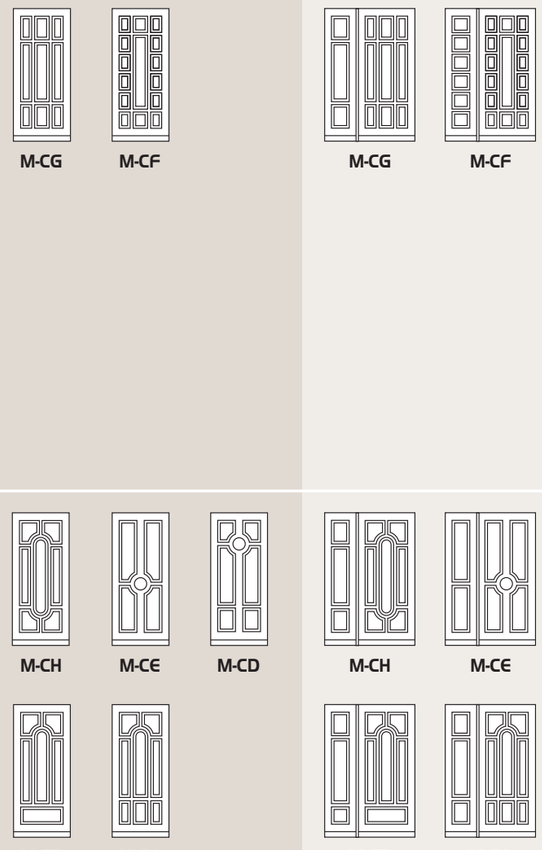

"1"	Stained Canoe-Wood	Canoe-Wood Verni Noyer
"2"	Natural Pine	Pin Naturel
"3"	Stained Pine	Pin Verni Noyer
"4"	Stained RINA Mahogany	Acajou RINA Verni Noyer
"5"	Natural Douglas	Douglas Naturel
"6"	Stained Douglas	Douglas Verni Noyer
"7"	Natural Oak	Chêne Naturel
"8"	"Blond" Oak	Chêne "Blond"
"9"	"Honeyed" Oak	Chêne "Miel"
"10"	Stained Oak	Chêne Verni Noyer
"11"	Italian Walnut	Noyer National
"12"	Cherry	Cerisier
"13"	"Honeyed" Iroko	Iroko "Miel"
"14"	"Honeyed" Chestnut	Châtaignier "Miel"
"15"	Stained Chestnut	Châtaignier Verni Noyer
"16"	Stained Okoumé	Okoumé Verni Noyer
"17"	Lacquered Multilayer	Stratifié Laqué

Legno Massiccio

Solid Wood Panels
Panneaux Bois Massif

• 1 Anta Single Door 1 Vantail • 2 Ante Double Door Double

Disegno e Codice Serie Barocca Model and Code Barocca Series Modèle et Code Série Barocca	Essenza Types of Wood Bois	Destinazione Use Destination
M-9BU/B M-15B/B M-21B/B M-9BU/B M-15B/B M-21B/B	"1" Canoe-Wood Tinto	❁❁❁
	"2" Pino Naturale	❁❁❁
	"3" Pino Tinto	❁❁❁
	"7" Rovere Naturale	❁❁❁
	"8" Rovere "Biondo"	❁❁❁❁
	"9" Rovere "Miele"	❁❁❁❁
	"10" Rovere Tinto	❁❁❁❁
	"11" Noce Nazionale	❁❁❁
	"12" Ciliegio	❁❁❁
M-9BD/B M-8BD/B M-8BU/B M-8BD/B M-8BU/B	"13" Iroko "Miele"	❁❁❁
	"14" Castagno Miele	❁❁❁❁
	"15" Castagno Tinto	❁❁❁❁
	"16" Okoumè Tinto	❁❁❁❁
M-6BU/B M-6BD/B M-6BL/B M-6BU/B M-6BD/B M-6BL/B	"1" Canoe-Wood Tinto	❁❁❁
	"2" Pino Naturale	❁❁❁
	"3" Pino Tinto	❁❁❁
	"7" Rovere Naturale	❁❁❁
	"8" Rovere "Biondo"	❁❁❁
	"9" Rovere "Miele"	❁❁❁
	"10" Rovere Tinto	❁❁❁
	"11" Noce Nazionale	❁❁❁
	"12" Ciliegio	❁❁❁
M-4BD/B M-4BD/B	"13" Iroko "Miele"	❁❁❁
	"14" Castagno Miele	❁❁❁
	"15" Castagno Tinto	❁❁❁
	"16" Okoumè Tinto	❁❁❁

• 1 Anta Single Door 1 Vantail • 2 Ante Double Door Double

Disegno e Codice Serie Europa Model and Code Europa Series Modèle et Code Série Europa	Essenza Types of Wood Bois	Destinazione Use Destination
M-9BU M-15B M-21B M-9BU M-15B M-21B	"1" Canoe-Wood Tinto	❁❁
	"2" Pino Naturale	❁❁
	"3" Pino Tinto	❁❁
	"8" Rovere "Biondo"	❁❁❁
	"9" Rovere "Miele"	❁❁❁
	"10" Rovere Tinto	❁❁❁
	"11" Noce Nazionale	❁❁
	"12" Ciliegio	❁❁
M-9BD M-8BD M-8BU M-8BD M-8BU	"13" Iroko "Miele"	❁❁
M-6BU M-6BD M-6BL M-6BU M-6BD M-6BL	"1" Canoe-Wood Tinto	❁❁
	"2" Pino Naturale	❁❁
	"3" Pino Tinto	❁❁
	"8" Rovere "Biondo"	❁❁
	"9" Rovere "Miele"	❁❁
	"10" Rovere Tinto	❁❁
	"11" Noce Nazionale	❁❁
	"12" Ciliegio	❁❁
M-4BD M-4BD	"13" Iroko "Miele"	❁❁

"1"	Stained Canoe-Wood	Canoe-Wood Verni Noyer
"2"	Natural Pine	Pin Naturel
"3"	Stained Pine	Pin Verni Noyer
"4"	Stained RINA Mahogany	Acajou RINA Verni Noyer
"5"	Natural Douglas	Douglas Naturel
"6"	Stained Douglas	Douglas Verni Noyer
"7"	Natural Oak	Chêne Naturel
"8"	"Blond" Oak	Chêne "Blond"
"9"	"Honeyed" Oak	Chêne "Miel"
"10"	Stained Oak	Chêne Verni Noyer
"11"	Italian Walnut	Noyer National
"12"	Cherry	Cerisier
"13"	"Honeyed" Iroko	Iroko "Miel"
"14"	"Honeyed" Chestnut	Châtaignier "Miel"
"15"	Stained Chestnut	Châtaignier Verni Noyer
"16"	Stained Okoumé	Okoumé Verni Noyer
"17"	Lacquered Multilayer	Stratifié Laqué

Nota: Per la legenda dei simboli della destinazione e le indicazioni di scelta del rivestimento, consultare le informazioni tecniche riportate da pagina 198 a pagina 201 del Catalogo.

Note: Please refer to the technical information found in pages 199 and 201 of this Catalogue to be aware about indications for panels choice and legend of symbols.

Remarque: Pour la legend des symbols de la destination et les indications de choix du panneau, veuillez consulter les informations techniques des pages 200 et 201.

RIVESTIMENTI

serie Domus

Agglomerato con Cornici



Struttura del pannello

Le cornici riportate arricchiscono l'essenzialità del pannello, dando luogo a composizioni di raffinata razionalità.
La serie è disponibile in diverse essenze.

Indoor Panels with Mouldings Domus Series

Structure of the panel

The frames enrich the essentiality of the panel, giving life to compositions of refined rationality.
The series is available in different types of wood.

Panneaux Série Domus Aggloméré avec Encadrements

Structure du panneau

Les encadrements enrichissent le style essentiel du panneau, en créant des compositions de rationalité raffinée.
La série est disponible en différents bois.

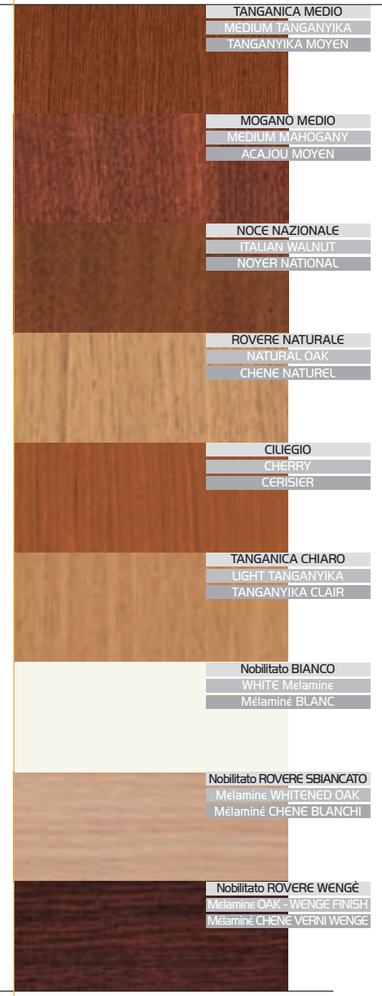

Essenze

Types of Wood

Bois

Agglomerato con Cornici

Indoor Panels with Mouldings
Panneaux en Aggloméré avec Encadrements

S-3BD/L	TANGANICA MEDIO
S-3BD/L	MEDIUM TANGANYIKA
S-3BD/L	TANGANYIKA MOYEN

S-3BU/P	TANGANICA MEDIO
S-3BU/P	MEDIUM TANGANYIKA
S-3BU/P	TANGANYIKA MOYEN

S-3BD/P	NOCE NAZIONALE
S-3BD/P	ITALIAN WALNUT
S-3BD/P	NOYER NATIONAL

Agglomerato con Cornici

Indoor Panels with Mouldings
Panneaux en Aggloméré avec Encadrements

S-2BD/P	TANGANICA MEDIO	S-3BD/C	NOCE NAZIONALE
S-2BD/P	MEDIUM TANGANYIKA	S-3BD/C	ITALIAN WALNUT
S-2BD/P	TANGANYIKA MOYEN	S-3BD/C	NOYER NATIONAL

• 1 Anta Single Door 1 Vantail • 2 Ante Double Door Double

Disegno e Codice / Model and Code / Modèle et Code	Essenza / Types of Wood / Bois	Destinazione / Use / Destination
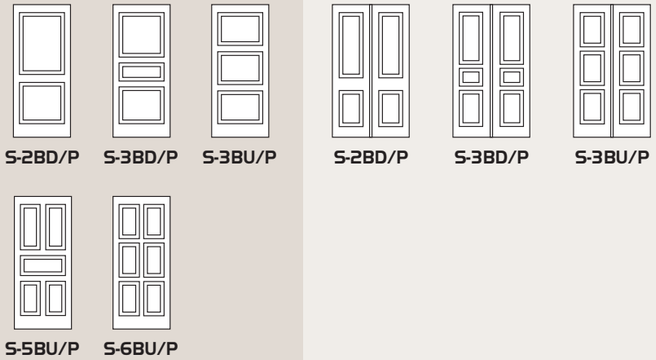 S-2BD/P, S-3BD/P, S-3BU/P, S-2BD/P, S-3BD/P, S-3BU/P, S-5BU/P, S-6BU/P	"1" Tanganica Medio	●
	"2" Mogano Medio	●
	"3" Noce Nazionale	●
S-3BD/L	"1" Tanganica Medio	●
	"3" Noce Nazionale	●
S-3BD/C	"1" Tanganica Medio	●
	"3" Noce Nazionale	●
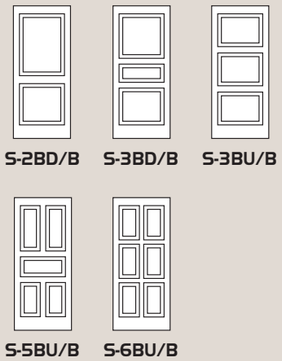 S-2BD/B, S-3BD/B, S-3BU/B, S-5BU/B, S-6BU/B	"1" Tanganica Medio	●
	"2" Mogano Medio	●

Nota: Per la legenda dei simboli della destinazione e le indicazioni di scelta del rivestimento, consultare le informazioni tecniche riportate da pagina 198 a pagina 201 del Catalogo.

Note: Please refer to the technical information found in pages 199 and 201 of this Catalogue to be aware about indications for panels choice and legend of symbols.

Remarque: Pour la legend des symbols de la destination et les indications de choix du panneau, veuillez consulter les informations techniques des pages 200 et 201.

"1"	Medium Tanganyika	Tanganyika Moyen
"2"	Medium Mahogany	Acajou Moyen
"3"	Italian Walnut	Noyer National

Lisci
Plain Panels
Panneaux lisses

S-14 INSERTO:	NOBILITATO BIANCO	ALLUMINIO
S-14 INSERTIONS:	WHITE MELAMINE	ALUMINIUM
S-14 ELEMENT INSERE:	MELAMINE BLANC	ALUMINIUM

S-14	NOBILITATO WENGÈ	PORO APERTO
S-14	MELAMINE OAK-WENGE FINISH	OPEN PORE
S-14	MELAMINE CHENE VERNI WENGE	PORE OUVERT





Lisci
Plain Panels
Panneaux lisses

S-TI	CILIEGIO	
S-TI	CHERRY	
S-TI	CERISIER	

S-TI	ROVERE NATURALE	
S-TI	NATURAL OAK	
S-TI	CHENE NATUREL	

S-TI	TANGANICA CHIARO	
S-TI	LIGHT TANGANYIKA	
S-TI	TANGANYIKA CLAIR	

serie Geo

MDF Pantografato rivestito in PVC

Struttura del pannello

Le linee classiche di questi pannelli rivestiti in PVC, elegantemente discreti nella versione effetto legno, acquistano una sobria estrosità nelle versioni colorate grazie alla finitura a "poro aperto".
La serie è disponibile in diversi colori e in tinta legno.

Waterproof MDF Milled Panels Covered by PVC Geo Series

Structure of the panel

Classical lines of these PVC coated panels, unobtrusive and elegant on wood look like type, they get simply inspired on colours type with "open pore" finishing.
The series is available in different colours and wood effect.

Panneaux MDF Hydrofuge Pantographié Revétu en PVC Série Geo

Structure du panneau

Les lignes classiques de ces panneaux revêtus en PVC, discrets avec élégance dans la version façon bois, acquièrent une sobre originalité dans les versions de couleur grâce à la finition "à pore ouvert".
La série est disponible en différents couleurs et façon bois.

Type Coloration

Colorazione

RIVESTIMENTI

MDF Idrofugo Pantografato rivestito in PVC

Waterproof MDF Milled Panels Covered by PVC
Panneaux MDF Hydrofuge Pantographié revêtu en PVC

G-1G	PVC ROSSO	
G-1G	RED PVC	
G-1G	PVC ROUGE	

G-6BD	PVC BIANCO	
G-6BD	WHITE PVC	
G-6BD	PVC BLANC	

G-3BD	PVC NOCE	
G-3BD	WALNUT PVC	
G-3BD	PVC NOYER	

MDF Idrofugo Pantografato rivestito in PVC

Waterproof MDF Milled Panels Covered by PVC
Panneaux MDF Hydrofuge Pantographié revêtu en PVC

G-LH	PVC VERDE RAL 6009	G-UE	PVC VERDE RAL 6005
G-LH	GREEN RAL 6009 PVC	G-UE	GREEN RAL 6005 PVC
G-LH	PVC VERT RAL 6009	G-UE	PVC VERT RAL 6005

• 1 Anta Single Door 1 Vantail

Disegno e Codice Model and Code Modèle et Code	Colorazione Type Coloration	Destinazione Use Destination
G-3BD	"1" PVC Ciliegio	❁❁❁❁
G-3BU	"2" PVC Noce	❁❁❁❁
G-6BD	"3" PVC Mogano	❁❁❁❁
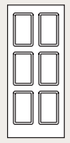 G-6BU	"4" PVC Bianco	❁❁❁❁
G-UE	"5" PVC Grigio	❁❁❁❁
G-LH	"6" PVC Rosso	❁❁❁❁
G-CA	"7" PVC Verde RAL 6009	❁❁❁❁
G-CB	"8" PVC Verde RAL 6005	❁❁❁❁
G-IG		

"1"	Cherry PVC	PVC Cerisier
"2"	Walnut PVC	PVC Noyer
"3"	Mahogany PVC	PVC Acajou
"4"	White PVC	PVC Blanc
"5"	Grey PVC	PVC Gris
"6"	Red PVC	PVC Rouge
"7"	Green RAL 6009 PVC	PVC Vert RAL 6009
"8"	Green RAL 6005 PVC	PVC Vert RAL 6005

Nota: Per la legenda dei simboli della destinazione e le indicazioni di scelta del rivestimento, consultare le informazioni tecniche riportate da pagina 198 a pagina 201 del Catalogo.

Note: Please refer to the technical information found in pages 199 and 201 of this Catalogue to be aware about indications for panels choice and legend of symbols.

Remarque: Pour la legend des symbols de la destination et les indications de choix du panneau, veuillez consulter les informations techniques des pages 200 et 201.

serie Externa Alluminio



Struttura del pannello

Nei pannelli in alluminio di questa serie, rettangoli, cerchi, onde ed archi creano effetti di grande originalità.
La serie è disponibile in diversi colori e tinta legno.

Aluminium Panels Externa Series

Structure of the panel

In the aluminium panels of this series, rectangles, circles, waves and arches create effects of extraordinary originality.
The series is available in different colours and wood effect.

Panneaux Série Externa Aluminium

Structure du panneau

Dans les panneaux en aluminium de cette série, des rectangles, des cercles, des vagues et des arcs créent des effets très originaux.
La série est disponible en différentes couleurs et en façon bois.

RIVESTIMENTI

Alluminio

Aluminium Panels
Panneaux Aluminium

E-450 › **LACCATO BLU RAL 5010** ‹

E-450 › BLUE LACQUERED RAL 5010 ‹

E-450 › LAQUE BLEU RAL 5010 ‹

E-770 › **LACCATO VERDE RAL 6005** ‹

E-770 › GREEN LACQUERED RAL 6005 ‹

E-770 › LAQUE VERT RAL 6005 ‹

DIGIT › **LACCATO BIANCO RAL 9010** ‹

DIGIT › WHITE LACQUERED RAL 9010 ‹

DIGIT › LAQUE BLANC RAL 9010 ‹

E-900 › **LACCATO ROSSO RAL 3002** ‹

E-900 › RED LACQUERED RAL 3002 ‹

E-900 › LAQUE ROUGE RAL 3002 ‹

RIVESTIMENTI

Alluminio

Aluminium Panels
Panneaux Aluminium

E-047/R LACCATO EFFETTO LEGNO

E-047/R WOOD EFFECT LACQUERED

E-047/R LAQUE FACON BOIS

E-013/R LACCATO EFFETTO LEGNO

E-013/R WOOD EFFECT LACQUERED

E-013/R LAQUE FACON BOIS

E-018/R LACCATO BIANCO RAL 9010

E-018/R WHITE LACQUERED RAL 9010

E-018/R LAQUE BLANC RAL 9010

E-081/R LACCATO EFFETTO LEGNO

E-081/R WOOD EFFECT LACQUERED

E-081/R LAQUE FACON BOIS

Alluminio

Aluminium Panels
Panneaux Aluminium



ZENAL INSERTO:	LACCATO GRIGIO RAL 7022 INOX	
ZENAL INSERTION:	GREY LACQUERED RAL 7022 INOX STEEL	
ZENAL ELEMENT INSERE:	LAQUE GRIS RAL 7022 INOX	

SOCRAL INSERTO:	LACCATO BIANCO RAL 9010 ELETTROCOLORE VERDE	
SOCRAL INSERTIONS:	WHITE LACQUERED RAL 9010 GREEN	
SOCRAL ELEMENT INSERE:	LAQUE BLANC RAL 9010 ALU VERT	

REGOLAL INSERTO:	LACCATO GRIGIO RAL 7005 INOX	
REGOLAL INSERTIONS:	GREY LACQUERED RAL 7005 INOX STEEL	
REGOLAL ELEMENT INSERE:	LAQUE GRIS RAL 7005 INOX	

Alluminio

Aluminium Panels
Panneaux Aluminium

RIGAL INSERTO:	LACCATO BLU RAL 5002 INOX	
RIGAL INSERTIONS:	BLUE LACQUERED RAL 5002 INOX STEEL	
RIGAL ELEMENT INSERE:	LAQUE BLEU RAL 5002 INOX	

DUAL INSERTO:	LACCATO BIANCO RAL 9010 INOX	
DUAL INSERTIONS:	WHITE LACQUERED RAL 9010 INOX STEEL	
DUAL ELEMENT INSERE:	LAQUE BLANC RAL 9010 INOX	

ICARAL INSERTO:	LACCATO PORPORA RAL 4007 INOX	
ICARAL INSERTIONS:	PURPLE LACQUERED RAL 4007 INOX STEEL	
ICARAL ELEMENT INSERE:	LAQUE POURPRE RAL 4007 INOX	

Alluminio

Aluminium Panels
Panneaux Aluminium



PUNTAL › **LACCATO GIALLO RAL 1016** ‹
INSERTO: INOX

PUNTAL › YELLOW LACQUERED RAL 1016 ‹
INSERTIONS: INOX STEEL

PUNTAL › LAQUE JAUNE RAL 1016 ‹
ELEMENT INSERE: INOX

VERTIGAL › **LACCATO GRIGIO RAL 7047** ‹
INSERTO: ELETTROCOLORE ROSSO

VERTIGAL › GREY LACQUERED RAL 7047 ‹
INSERTIONS: RED

VERTIGAL › LAQUE GRIS RAL 7047 ‹
ELEMENT INSERE: ALU ROUGE

SAFFAL › **LACCATO BLU RAL 5002** ‹
INSERTO: INOX

SAFFAL › BLUE LACQUERED RAL 5002 ‹
INSERTIONS: INOX STEEL

SAFFAL › LAQUE BLEU RAL 5002 ‹
ELEMENT INSERE: INOX



series
série

Alluminio

Aluminium Panels
Panneaux Aluminium

E-021/R › LACCATO BIANCO RAL 9010 ‹
E-021/R › WHITE LACQUERED RAL 9010 ‹
E-021/R › LAQUE BLANC RAL 9010 ‹

E-017/R › LACCATO VERDE RAL 6009 ‹
E-017/R › GREEN LACQUERED RAL 6009 ‹
E-017/R › LAQUE VERT RAL 6009 ‹

E-011/R › LACCATO ROSSO RAL 3005 ‹
E-011/R › RED LACQUERED RAL 3005 ‹
E-011/R › LAQUE ROUGE RAL 3005 ‹

E-012/R › LACCATO BLU RAL 5024 ‹
E-012/R › BLUE LACQUERED RAL 5024 ‹
E-012/R › LAQUE BLEU RAL 5024 ‹

E-020/R › LACCATO VERDE RAL 6009 ‹
E-020/R › GREEN LACQUERED RAL 6009 ‹
E-020/R › LAQUE VERT RAL 6009 ‹

E-013/R › LACCATO GRIGIO RAL 7030 ‹
E-013/R › GREY LACQUERED RAL 7030 ‹
E-013/R › LAQUE GRIS RAL 7030 ‹

Alluminio

Aluminium Panels
Panneaux Aluminium

• 1 Anta Single Door 1 Vantail

Disegno e Codice / Model and Code / Modèle et Code	Colorazione / Type / Coloration	Destinazione / Use / Destination
E-300, E-400, E-600, E-800, E-900, E-500, E-550, E-530, E-700, E-780, E-730, E-630, E-450, E-770	"1" Laccato RAL lucido "3" Laccato finit. Grinz "4" Laccato effet. Legno	
E-L00	"2" Laccato RAL "3" Laccato finit. Grinz "4" Laccato effet. Legno "5" PVC	
E-010/R, E-011/R, E-012/R, E-013/R, E-014/R, E-015/R, E-016/R, E-017/R, E-018/R, E-019/R, E-020/R, E-021/R, E-022/R, E-023/R, E-024/R, E-041/R, E-046/R, E-047/R, E-054/R, E-059/R, E-081/R, E-X20/R, E-X49/R, E-X81/R, E-X84/R	"2" Laccato RAL "3" Laccato finit. Grinz "4" Laccato effet. Legno "5" PVC	

• 1 Anta Single Door 1 Vantail

Disegno e Codice / Model and Code / Modèle et Code	Colorazione / Type / Coloration	Destinazione / Use / Destination
DUAL, ICARAL, PUNTAL, REGOLAL, RIGAL, SAFFAL, SOCRAL, VERTIGAL, ZENAL, DIGIT	"2" Laccato RAL "3" Laccato finit. Grinz "4" Laccato effet. Legno "5" PVC	

"1"	Polished RAL Lacquered	Laqué RAL Poli
"2"	RAL Lacquered	Laqué RAL
"3"	Grinz Finish Lacquered	Laqué Finition Grinz
"4"	Wood Effect Lacquered	Laqué Façon Bois
"5"	PVC	PVC

Nota: Per la legenda dei simboli della destinazione e le indicazioni di scelta del rivestimento, consultare le informazioni tecniche riportate da pagina 198 a pagina 201 del Catalogo.

Note: Please refer to the technical information found in pages 199 and 201 of this Catalogue to be aware about indications for panels choice and legend of symbols.

Remarque: Pour la legend des symbols de la destination et les indications de choix du panneau, veuillez consulter les informations techniques des pages 200 et 201.

CONSIDERAZIONI TECNICHE PER LA SCELTA DEL RIVESTIMENTO IN LEGNO MASSICCIO E PANTOGRAFATO

La scelta di un manufatto in legno che deve essere impiegato all'esterno non può prescindere da alcune considerazioni volte a vagliarne la funzionalità e la durata nel tempo; questa valutazione riveste particolare importanza nel caso dei rivestimenti dei portoncini blindati e degli scuri blindati che, per esigenze costruttive, vengono realizzati in spessore limitato.
Sebbene la materia sia molto complessa, il rispetto di poche regole è sufficiente per individuare con ragionevole sicurezza l'essenza del legno ed il tipo di verniciatura più rispondenti ad una determinata collocazione.

RIVESTIMENTI IN LEGNO MASSICCIO
Tutte le essenze utilizzate dalla Torterolo & Re vengono essiccate riducendo l'umidità interna al 10÷12%, valore che rappresenta l'umidità di stabilizzazione del legno nel momento in cui il manufatto viene inserito nell'ambiente.
Si deve comunque tenere presente che esiste un continuo scambio di umidità tra legno ed ambiente, che si manifesta con fenomeni di allargamento e restringimento nel senso ortogonale alla venatura. Questi fenomeni si avvertono soprattutto in ambienti particolarmente umidi e caratterizzati da forti escursioni stagionali.
Naturalmente, le conseguenze di questo scambio vengono avvertite maggiormente da rivestimenti con pannelli di larghezza marcata (porte con luce molto ampia) e, in particolar modo, dalle essenze cosiddette "dolci", come il Pino, il Canoe Wood. Per queste essenze si consiglia di utilizzare modelli a tre file di bugne anzichè due e di evitare l'esposizione totale agli agenti atmosferici, privilegiando collocazioni al riparo di porticati o balconi.

RIVESTIMENTI PANTOGRAFATI
Tutti i rivestimenti pantografati per esterni in essenza vengono realizzati con pannelli a "fibre parallele". L'incollaggio degli strati è realizzato con collante melaminico resistente all'azione degli agenti atmosferici.
Il pannello nelle serie Thema, Royal e Pantos presenta al suo interno uno strato di legno in essenza uguale a quello della facciata; la fresatura del pantografo rende visibile lo strato interno, realizzando in questo modo un risultato estetico di gradevole effetto.
La disposizione longitudinale delle fibre negli strati sottostanti a quello superficiale contribuisce a ricreare l'effetto massello, mentre un particolare metodo di stratificazione protegge nel tempo il manufatto da crepe e spaccature.
I rivestimenti pantografati, pur non raggiungendo i livelli estetici dei pannelli in legno massiccio, offrono maggiori garanzie di stabilità e resistenza agli agenti atmosferici.

VERNICIATURA
La scelta del tipo di verniciatura del rivestimento si basa principalmente su valutazioni di carattere estetico e di tipo funzionale, come la durata e la frequenza di manutenzione. Poiché il primo criterio è molto soggettivo, e pertanto difficilmente indirizzabile, ci soffermeremo esclusivamente sul secondo.
Premesso che le vernici utilizzate normalmente da Torterolo & Re per i pannelli masselli o pantografati sono tutte a base acquosa, ecologiche e di lunga durata perché delle migliori qualità, è bene sottolineare che la durata di un film di vernice dipende innanzitutto dalla protezione ai raggi ultravioletti di cui gode il rivestimento.
Tale protezione può essere offerta dall'architettura della casa – tetti spioventi, porticati o altri elementi architettonici sui lati più esposti ai raggi solari – oppure da una vernice ad alto contenuto di pigmenti. I pigmenti, infatti, sono ossidi metallici che, disciolti nel film di vernice, fungono da filtro: maggiore è il contenuto di pigmenti, maggiore è la protezione offerta al film. Ovvero, quanto più colorata è la vernice, tanto più resiste nel tempo.
Le vernici pigmentate tinta noce offrono quindi una buona durata; a seguire, le vernici semi coprenti (tinta miele) con tonalità sempre più chiare, fino ad arrivare alle vernici trasparenti (al naturale) che non contengono nessun tipo di ossido metallico.
Di conseguenza, la finitura al naturale è consigliabile solo in situazioni che garantiscano al rivestimento un'ottima protezione esterna, a meno di non essere disposti ad una frequente manutenzione.
Le vernici all'acqua utilizzate da Torterolo & Re, a base di materie prime selezionate, garantiscono una protezione ed una durata all'esterno superiori a quelle dei prodotti a solvente normalmente impiegati.
La durata della protezione, che ha superato l'esame dei nostri Clienti in anni di applicazioni pratiche, è stata testata con ottimi risultati anche presso diversi istituti europei.
Sono pertanto da considerarsi normali nel corso del tempo – in quanto non imputabili a difetti del prodotto verniciante – i seguenti fenomeni:

- leggero calo del film di vernice;
- leggera perdita di brillantezza;
- leggera variazione del colore;
- fuoriuscita di sostanze resinose e/o tanniche dal legno dopo la posa in opera della porta o dello scuro.

Per preservare più a lungo il film di vernice, e quindi conservare sempre in buone condizioni il rivestimento, basta adottare semplici accorgimenti, come la pulizia annuale con acqua e sapone neutro.

Non si può garantire una lunga conservazione nel tempo in caso di:

- serramenti verniciati con cicli incolori, naturali o con tinte a campione * ;
- serramenti realizzati con lavorazioni speciali;
- serramenti soggetti a particolari condizioni di esposizione;
- ambienti corrosivi o aggressivi (es. zone entro 200 metri da stabilimenti chimici, raffinerie, lavanderie industriali, fonderie, ecc.);
- infissi installati oltre i 2000 metri sul livello del mare;
- danni da grandine e calamità naturali (es. inondazioni, trombe d'aria, ecc.)
- stato di abbandono e incuria del serramento (es. case chiuse da almeno un anno, nessuna procedura di manutenzione, ecc.);
- variazioni di colorazione dovute al legno o alla sua stagionatura;
- sbiancamento della vernice dovuto a contatto prolungato con acqua nei primi mesi dopo la posa in opera del rivestimento;
- trasformazioni o modifiche della facciata esterna del serramento ad opera dell'utilizzatore;
- uso di prodotti chimici diversi da detergenti neutri;
- danni causati durante lo stoccaggio, il trasporto o la posa in opera, per cause esterne (colpi, graffi, graffature, attriti ripetuti, azioni vandaliche, effrazioni, ecc.);
- condizioni d'uso dei rivestimenti estranee alle normali consuetudini;
- condizioni di umidità atmosferica avverse (es. nebbia e/o pioggia e/o neve che persistano per oltre 15 giorni);
- danni (schizzi o colature) derivanti dal contatto con prodotti usati nei cantieri edili (pitture murali, cemento, smalti, calce, gesso,ecc.);
- danni dovuti allo stoccaggio sotto la pioggia e/o il sole del materiale originale imballato.
- ambienti naturali fortemente aggressivi quali:

TECHNICAL CONSIDERATIONS FOR THE CHOICE OF SOLID WOOD AND MILLED PANELS

The final choice of a wooden panel for external use, ie a panel that will be exposed to a range of weather conditions is clearly important, particularly because in the construction of security door sets, panels have a limited thickness. The following points need to be taken into consideration.

SOLID WOOD PANELS
All solid woods used in security door sets manufactured by Torterolo & Re are carefully selected to ensure that they have an internal moisture content of between 10% and 12%.
This moisture level is the most appropriate to take account of the natural transfer of moisture between the environment and the door panels – changes in temperature and humidity do cause natural movement (both expansion and shrinkage) in solid wood and the effects of these movements must be minimised.
Softer woods, such as pine or canoe wood tend to move more than harder woods (such as mahogany and oak) – for door sets with softer woods, therefore, it can be helpful if there is some kind of architectural protection at the site of installation (for example a porch or overhead canopy).

MILLED PANELS
All milled panels are prepared using a series of layers that are glued with melamine adhesive. The wood effect (which uses real timber) and the depth of the grain that is seen in the final product is the result of a number of layers being combined with the grain of each layer being applied in the same direction (sometimes referred to as "parallel fibres").
A distinct advantage of this kind of panel is that higher levels of weather proofing can be provided when compared with solid wood panels.

SURFACE FINISHINGS
All coatings used as final surface treatments by Torterolo & Re (for both solid and milled panels) are water based; they are, therefore, environmentally friendly.
Pigments are essential components of coatings; the pigments are metallic oxides and the higher the concentration of these metal oxides, the greater the protection that the coating provides – examples are as follows:

- Walnut varnishes, which have high pigment content, will last longer than;
- Honey dye, with a medium content which in turn will be more enduring than;
- Clear varnishes with little or no metal oxide content.

It is to be expected that in time, the following may occur:

- Slight decrease in film thickness;
- Slight reduction in brilliance;
- Slight colour variation;
- Minor discharge of natural resins / tannins.

One important factor to highlight is that the durability of these coatings may be reduced if installed door sets are subject to abnormal levels of Ultraviolet radiation. Therefore architectural protection, in the form of a porch or canopy, as indicated above, can be advantageous.
In general, however, surface coatings can be preserved for many years so long as simple maintenance procedures are followed and the essence of these is to ensure routine (annual) cleaning with neutral detergents (warm soapy water, followed by rinsing).
Factors that may result in the deterioration of external surface coatings, other than the high exposure to UV indicated above, include:

- Installations where the final coating is hand-painted (it is likely that such panels will need to be re-painted regularly).
- Installations in especially severe weather conditions including:
- Close proximity to sea water;
- High altitudes;
- Extremes of temperature;
- High (excessive) relative humidity;
- Installations affected by environmental pollution;
- Physical damage, particularly scoring or scratching.

Torterolo & Re guarantee that all its products are produced within the tight constraints of its manufacturing and quality systems; however installed door sets can be exposed to a wide range of conditions and it is imperative to take account of the ambiance in which each door set will be situated and therefore take care and attention to ensure that appropriate panels and coatings are specified.

In the event of any concerns, Torterolo & Re is always happy to give technical advice.

CONSIDERATIONS TECHNIQUES POUR LE CHOIX DE PANNEAUX EN BOIS MASSIF ET PANTOGRAPHIES

Le choix d'un produit manufacturé en bois qui doit être utilisé à l'extérieur doit se baser sur des considérations finalisées à évaluer la fonctionnalité et la durée dans le temps; cette évaluation est particulièrement importante dans le cas des panneaux des portes d'entrée blindées et des volets blindés qui, à cause des exigences de construction, sont réalisés en épaisseur limitée.
Bien que la matière soit très complexe, le respect de quelques règles est suffisant pour déterminer d'une manière assez sûre le bois et le type de finition les plus adéquats à un certain but.

PANNEAUX EN BOIS MASSIF
Tous les bois utilisés par Torterolo & Re sont séchés en réduisant l'humidité intérieure jusqu'à 10÷12%, valeur qui représente l'humidité de stabilisation du bois au moment où le produit manufacturé est introduit dans l'environnement.
On doit en tout cas considérer le fait qu'il y a un échange continu d'humidité entre le bois et l'environnement, qui se manifeste par des phénomènes d'élargissement et de rétrécissement dans le sens orthogonal à la veinure. Ces phénomènes sont évidents surtout dans des environnements particulièrement humides et caractérisés par des amplitudes saisonnières fortes.
Naturellement, les conséquences de cet échange sont plus évidentes sur les panneaux avec des panneaux de grande largeur (portes avec lumière très ample) et notamment sur les bois dits "doux", tels que le Pin, le Canoe Wood et, dans une moindre mesure, le Douglas. Pour ces bois on suggère d'utiliser des modèles à trois rangées de bossages plutôt qu'à deux et d'éviter l'exposition totale aux agents atmosphériques, en cherchant de les placer à l'abri d'arcades ou de balcons.

PANNEAUX PANTOGRAPHIÉS
Tous les panneaux pantographiés pour extérieur en bois sont réalisés au moyen de panneaux à "fibres parallèles". Le collage des couches est effectué au moyen d'une colle mélaminique résistante à l'action des agents atmosphériques.
Le panneau présente à l'intérieur une couche de bois identique à celui de la façade; le fraisage du pantographe rend visible la couche intérieure, en atteignant de cette façon un résultat esthétique d'un effet agréable.
La disposition longitudinale des fibres dans les couches au-dessous de la couche superficielle contribue à recréer l'effet de bois massif, tandis qu'une méthode particulière de stratification protège dans le temps le produit manufacturé contre les fendages et les cassures.

Tous les panneaux pantographiés pour extérieur laqués sont réalisés en MDF (Medium Density Fibreboard), un matériau constitué de bois moulu finement et rendu hydrofuge (résistant aux agents atmosphériques) grâce à une technique particulière de façonnage et à l'utilisation de colles spéciales.
La résistance aux agents atmosphériques est garantie à travers des tests sévères auxquels le matériau est soumis.
1) "Test cycle" selon la norme EN 321 (trois jours d'immersion en eau, un jour à la température de 12 °C, trois jours à 70 °C, le test est répété trois fois).
2) "Test d'ébullition" selon la norme EN 1087-1 (mesure de la résistance à la traction après une ébullition en eau de la durée de deux heures).
Les panneaux pantographiés, bien qu'ils n'atteignent pas les niveaux esthétiques des panneaux en bois massif, offrent plus de garanties de stabilité et de résistance aux agents atmosphériques.

Les panneaux laqués sont disponibles avec deux différents supports :
- Laqué sur contreplaqué en bois à fibres parallèles.
- Laqué sur MDF hydrofugé, aggloméré en bois finement haché et rendu résistant aux intempéries grâce aux colles utilisées dans le procédé de fabrication.
La première solution présente une surface plus irrégulière mais qui sera plus résistante aux intempéries.
La seconde solution est d'un point de vue esthétique plus lisse mais est conseillée pour des installations en positions abritées.
Les panneaux pantographies, n'étant pas au même niveau esthétique des panneaux en bois massif, donnent plus de garantie de stabilité et de résistance aux intempéries.

PEINTURE
Le choix du type de peinture de le panneau se base principalement sur des évaluations esthétiques et fonctionnelles, telles que la durée et la fréquence d'entretien. Puisque le premier critère est très subjectif, donc difficile à évaluer, nous allons nous concentrer exclusivement sur le second.
Les peintures utilisées normalement par Torterolo & Re pour les panneaux en bois massif ou pantographiés sont toutes à base d'eau, écologiques et de longue durée car elles sont de la meilleure qualité et il faut souligner que la durée d'un film de peinture dépend tout d'abord de la protection aux rayons ultraviolets dont bénéficie le panneau.
Cette protection peut être offerte par l'architecture de la maison – toits versants, arcades, ou autres éléments architecturaux sur les côtés les plus exposés aux rayons solaires – ou bien par une peinture à contenu élevé de pigments.
Les pigments, en effet, sont des oxydes métalliques qui, dissous dans le film de peinture, font fonction de filtre: plus grand est le contenu de pigments, plus grand est la protection offerte au film. Donc, plus la peinture est coloriée plus elle résiste dans le temps.
Les peintures pigmentées teinte noyer garantissent donc une bonne durée; ensuite on trouve les peintures semi-couvrantes (teinte miel) avec des nuances de plus en plus claires, jusqu'à arriver aux peintures transparentes (nature) qui ne contiennent aucun type d'oxyde métallique.
Par conséquent, la finition naturelle n'est suggérée que dans des situations garantissant à le panneau une protection extérieure optimale, à moins qu'on ne puisse assurer un entretien fréquent.
Les peintures à l'eau utilisées par Torterolo & Re, à base de matières premières sélectionnées, garantissent une protection et une durée à l'extérieur plus élevées que celles des produits à solvant utilisés habituellement.
La durée de la protection, qui a passé le test de nos Clients pendant des années d'applications pratiques, a été testée avec des résultats excellents dans plusieurs instituts européens également.
Il faut donc considérer normaux au cours du temps les phénomènes suivants – puisqu'ils ne sont pas attribuables à des défauts de la peinture:
• diminution légère du film de peinture;
• Pour les panneaux laqués, c'est normal que la couleur reste légèrement déposée sur le mouchoir.
• perte légère de polissage;
• petite variation de la couleur;
• sortie de substances résineuses et/ou tanniques du bois après la pose du produit.

Afin de préserver plus longtemps le film de peinture, et donc de conserver toujours dans de bonnes conditions le panneau, il suffit de prendre de simples précautions, telles que le nettoyage annuel avec de l'eau et du savon neutre.

On ne peut pas garantir une longue conservation dans le temps dans les cas de:
• fermetures peintes au moyen de cycles incolores, naturels ou de teintes à échantillon;
• fermetures réalisées au moyen de façonnages spéciaux;
• fermetures soumises à des conditions d'exposition particulières;
• environnements corrosifs ou agressifs (par exemple, des zones situées à moins de 200 mètres d'usines de produits chimiques, de raffineries, de laveries industrielles, de fonderies, etc.);
• dormants installés à plus de 2000 m au-dessus du niveau de la mer;
• dommages causés par la grêle et par d'autres calamités naturelles (par exemple inondations, tornades, etc.);
• état d'abandon et de négligence de la fermeture (par exemple maisons fermées au moins depuis un an, aucun type d'entretien, etc.);
• variations de coloration dues au bois ou à son séchage;
• blanchiment de la peinture dû au contact prolongé avec l'eau pendant les premiers mois successifs à la pose de le panneau;
• transformations ou modifications de la façade extérieure de la fermeture effectuées par l'usager;
• utilisation de produits chimiques autres que détergents neutres;
• dommages causés pendant le stockage, le transport ou la pose, pour des raisons externes (coups, griffes, égratignures, frottements répétés, actes de vandalisme, effractions, etc.);
• conditions d'utilisation des panneaux s'écartant des habitudes normales;
• conditions d'humidité atmosphérique adverses (par exemple brouillard et/ou pluie et/ou neige pendant plus de 15 jours);
• dommages (éclaboussures ou coulées) causés par le contact avec des produits utilisés dans les chantiers de construction (peintures murales, ciment, émaux, chaux, plâtre, etc.);
• dommages dus au stockage sous la pluie et/ou le soleil du matériau original emballé;
• environnements naturels très agressifs tels que:
- zones à moins de 200 mètres de la dernière vague de la mer (sel, sable, etc.);
- zones très chaudes (température relevée sur le dormant supérieure à 60 °C)
- régions polaires (température sur la surface de la fermeture au-dessous de 20 °C).
Torterolo & Re garantit la réalisation de sa propre production selon les règles de l'art du point de vue aussi bien des critères de construction que du choix des matériaux et de leur traitement.
En tout cas, il y a lieu de rappeler que le bois, s'il est exposé aux agents atmosphériques, n'a pas toujours un comportement prévisible; afin de réduire le risque d'inconvénients il est donc très important de s'orienter vers un choix du panneau qui tienne compte du type de bois, du modèle et de la position de la porte.

Torterolo & Re reste à votre disposition pour vous fournir tout complémentaires renseignement et éclaircissement.

Nota: Eventuali leggere differenze di colorazione dei rivestimenti rispetto ai campioni qui raffigurati sono dovute alle naturali variazioni della struttura del legno, e alle difficoltà di una fedele riproduzione di stampa.

Note: slight variations in the colour of finishes, compared with those illustrated, may occur as a result of the natural variations of wood structures and manufacturing challenges of reproducing the printed samples precisely. Any variation will, however, be minor.

Remarque: Toutes petites différences éventuelles de coloration des panneaux par rapport aux échantillons illustrés sont dues aux variations naturelles de la structure du bois et aux difficultés d'une reproduction imprimée fidèle.

Per facilitare la vostra scelta ciascun rivestimento è accompagnato da un simbolo grafico che ne indica il grado di tenuta alle intemperie.

In choosing a panel, take into account the recommended weather proofing as outlined below.

Afin de faciliter votre choix chaque panneau est accompagné d'un symbole graphique qui en indique le dégré de résistance aux intempéries.

	LEGENDA	KEY	LEGENDE
● :	**Non resiste alle intemperie**	Not weatherproof	Ne résiste pas aux intempéries
○○ :	**Sconsigliato all'esterno**	Not recommended for external use	Déconseillé à l'extérieur
○○○ :	**Media tenuta alle intemperie (utilizzare solo in posizioni riparate)**	Average weather resistance (use in sheltered position only)	Résistance moyenne aux intempéries (utiliser exclusivement sous abri)
○○○○ :	**Discreta tenuta alle intemperie**	Good weather resistance	Assez bonne résistance aux intempéries
○○○○○:	**Buona tenuta alle intemperie**	Very good weather resistance	Bonne résistance aux intempéries

DELTADOC
060/IT-UK-FR-10/2013
R.E.A. SV n. 47141 - Reg. Imp. SV n. 056-9369 - C.F. e P. IVA IT 00808860092 - Capitale sociale i.v. € 1.000.000,00

TORTEROLO & RE
PORTE BLINDATE

TORTEROLO & RE S.p.A. - 17017 COSSERIA (SV) Italy - Via Cornareto, 180 - Tel. 019 516901 - Fax 019 517097
www.torteroloere.it - E-mail: info@torteroloere.it